


Rear (northerly) elevation



Right hand (easterly) elevation



Front (southerly) elevation



Left hand (westerly) elevation



3D perspective



Cycle shed styled to match apartment block facade:

- material colour palette
- feature brickwork around openings
- roof shape
- soffit detailing

Floor plan

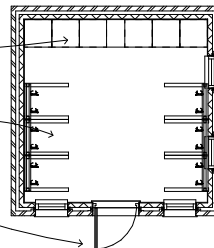
Secure units for garden storage

Twelve bicycle storage system (2 runs x 6 bays)

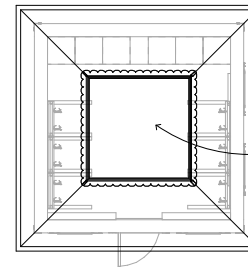
1 Metre wide door opening

Door opens outwards for easy access

Electrically operated door for ease of use and security



Roof plan



Environmentally friendly Sedum roof



Rev	Description	Date

CODE	SUITABILITY DESCRIPTION
STATUS	PURPOSE OF ISSUE

PROJECT  
32 Kingsend

TITLE  
Cycle & garden storage

CLIENT		
.		
DRAWN BY	CHECKED BY	DATE
.	.	08/09/22
SCALE (@ A1)	PROJECT NUMBER	
1 : 50	Project Number	
DRAWING NUMBER	REV	
PL06		