

# Supporting Statement

**Address:** 69 Denecroft Crescent, Uxbridge, UB10 9HY

**Proposal:** Retrospective planning application for the installation and retention of outdoor air source heat pump (air conditioning) units.

## 1. Introduction

This statement has been prepared in support of a **retrospective full planning application** for the retention of outdoor air source heat pump (air conditioning) units installed at the above property. The application seeks to regularise the development through the formal planning process.

---

## 2. Site and Surroundings

The application property is a two-storey semi-detached dwelling located within an established residential area of Denecroft Crescent, Uxbridge. The surrounding area is predominantly residential in character, comprising similar dwellinghouses with associated domestic equipment.

The site is not located within a Conservation Area, and the property is not a Listed Building nor within the curtilage of a Listed Building.

---

### **3. Description of the Development**

The development comprises the **installation of outdoor air source heat pump (air conditioning) units**, which have already been installed at the property. The units are domestic in scale and are positioned externally in locations that are typical for such equipment and ancillary to the residential use of the dwelling.

No additional works are proposed as part of this application, which relates solely to the **retention of the installed units**.

The details of the installed outdoor units are as follows:

- Unit 1: Samsung Outdoor Unit – **Model:** AR12TXFCAWKXEU / **Serial:** 0GNBPDPW700048B
- Unit 2: Samsung Outdoor Unit – **Model:** AC035RXADKG/EU / **Serial:** 0TUPPAFWB00220D

Both units are fixed to the exterior of the building in suitable locations that comply with the relevant policies.

---

### **4. Planning Considerations**

#### **Principle of Development**

The installation of air source heat pump and air conditioning equipment is considered acceptable in principle within residential areas, subject to appropriate siting, scale, and impact on residential amenity. The development is ancillary to the lawful residential use of the property and supports modern energy and comfort requirements.

## **Visual Impact**

The installed units are modest in size and discreetly located. They do not appear visually dominant and do not detract from the character or appearance of the host dwelling or the surrounding residential area.

## **Residential Amenity**

The positioning of the units ensures that there is no unacceptable impact on neighbouring occupiers in terms of noise or disturbance. The equipment operates within manufacturer specifications and is consistent with similar domestic installations commonly found within residential environments.

---

## **5. Planning Policy**

The proposal has been assessed against the relevant policies of the Hillingdon Local Plan and the objectives of the National Planning Policy Framework (NPPF). The development is considered to comply with policies relating to residential amenity, design, and sustainable development.

---

## **6. Conclusion**

This statement supports a **retrospective planning application** for the installation and retention of outdoor air source heat pump (air conditioning) units at 69 Denecroft Crescent.

The installation is modest, visually acceptable, and does not result in any material harm to residential amenity or the character of the

area. It is therefore respectfully requested that the Local Planning Authority grants permission for the development as installed.

**Please see below the attached documents related to the outdoor AC Units i.e. Commissioning Report, Specifications, Annual Service Form and EPC.**

# Basildon ACR Ltd.,

Tel: 01268 281752 Email: [info@basildonacr.co.uk](mailto:info@basildonacr.co.uk) Website: [www.basildonacr.co.uk](http://www.basildonacr.co.uk)

Date:

Job No:

|   |                   |
|---|-------------------|
| <b>Company:</b> Basildon ACR Ltd.,                  | <b>Customer:</b>  |
| <b>Address:</b> 214 Trafford House, Basildon, Essex | <b>Address:</b>   |
| <b>Post Code:</b> SS16 5FY                          | <b>Post Code:</b> |

## Commissioning Report

| No | Make    | Outdoor Unit: Model / Serial #                                      | Indoor Unit: Model / Serial #  | Ref  | (l)Pipe | (g)Pipe | (p)Length | (ADC) | Air-In | Air-Out | R-Amps | P-test | Vac   |  |  |  |  |  |  |  |
|----|---------|---|--|------|---------|---------|-----------|-------|--------|---------|--------|--------|-------|--|--|--|--|--|--|--|
| 1  | Samsung | AR12TXFCAWKXEU / OGNBPDW700048B<br>AC035RXADKG/EU / OTUPPAFWB00220D | AR12TXFCAWKNEU / OGNAPDAT907977R<br>AC035RNJDKG/EU / OU1CPAGW800071H | R 32 | 1/4     | 3/8     | 6 m       | 0     | 28     | 16      | 3.58 A | 578    | 29.89 |  |  |  |  |  |  |  |
| 2  |         |   |  |      |         |         | 6 m       |       | 29     | 17      | 4.52 A | 579    | 29.91 |  |  |  |  |  |  |  |
| 3  |         |   |  |      |         |         |           |       |        |         |        |        |       |  |  |  |  |  |  |  |
| 4  |         |   |  |      |         |         |           |       |        |         |        |        |       |  |  |  |  |  |  |  |
| 5  |         |   |  |      |         |         |           |       |        |         |        |        |       |  |  |  |  |  |  |  |
| 6  |         |   |  |      |         |         |           |       |        |         |        |        |       |  |  |  |  |  |  |  |
| 7  |         |   |  |      |         |         |           |       |        |         |        |        |       |  |  |  |  |  |  |  |
| 8  |         |   |  |      |         |         |           |       |        |         |        |        |       |  |  |  |  |  |  |  |

## Terms & Conditions of Parts & Labour Warranties

**Manufacturer's Parts only Warranty:** Manufacturer's Parts Only Warranty: Requires annual service throughout the Warranty Period; without it, the warranty becomes void. Basildon Ltd. will contact the customer by the end of the subsequent year to schedule the service. The parts warranty duration is confirmed on our supply and installation invoice, already provided to the customer.

**Cost of Annual Service:** The Annual PPM Service cost is £75.00 plus VAT per system, payable post-service. Subsequent service costs may increase with market prices after the first year.

**Installer's Labour Warranty:** The installer provides a 1-year free labour warranty from the installation date, as indicated below. All callouts and labour will be subject to standard rates. Note that this warranty does not cover annual service.

**Exclusions:** The 1-Year Labour Warranty on new installations excludes coverage for parts and labour, failures resulting from issues such as thermostat misconfigurations, leaving doors/windows open during operation, switched-off emergency disconnects, clogged filters, tripped circuit breakers, and blown fuses due to power outages. Unnecessary service calls will incur charges at prevailing rates, borne by the customer.

**Customer's Signature:** Please sign below to confirm satisfaction with the functionality of the Air Conditioning systems supplied and installed at your property. This also acknowledges your understanding and acceptance of the Manufacturer's Parts Only Warranty terms, including the annual service requirement. Your confirmation enables us to register and validate your Parts Warranty with the Manufacturer.

**Installer's Signature:** Installer's Signature is necessary below to confirm compliance with F-Gas Regulations and the accuracy of the provided data. Also, to affirm provision of 1-year labour warranty from the date of this report.

|  |  |
|--|--|
| <b>Contractor:</b> Hoji<br><b>FGAS:</b> FGAS2000945<br><b>Engineer Name:</b> Hoji<br><br><b>Signatures:</b> | <b>Customer:</b><br><b>Title:</b><br><b>Name:</b><br><br><b>Signatures:</b> |
|--|--|

# Basildon ACR Ltd

Air Conditioning Sales, Installations, & Service all over UK  
 Tel: 01268 281752. Email: [info@basildonacr.co.uk](mailto:info@basildonacr.co.uk) Website: [www.basildonacr.co.uk](http://www.basildonacr.co.uk)

## Annual PPM Air Conditioning Systems Service

Date: 8/10/2025 Job No: 13731

|   |  |
|---|--|
| <b>Company:</b> Basildon ACR Ltd.,                  | <b>Account/ Customer:</b> -UB-10 Diljit Chawla *24/03                          |
| <b>Address:</b> 214 Trafford House, Basildon, Essex | <b>Site Address:</b> 69 Denecroft Crescent, Uxbridge, Hillingdon UB10 9HY      |
| <b>Post Code:</b> SS16 5FY                          | <b>Billing Address:</b> 69 Denecroft Crescent<br>Uxbridge, Hillingdon UB10 9HY |

### Check List

|  |     |  |     |
|--|-----|--|-----|
| 1. Check air filters, and clean them                   | Yes | 5. Check condensate drain for blockage, clean as necessary | Yes |
| 2. Check Evaporator & Condenser and clean if necessary | Yes | 6. Check vibration and noise                               | Yes |
| 3. Check and record suction and discharge pressures    | Yes | 7. Check and record running and starting amperages         | Yes |
| 4. Tighten electrical connections at equipment         | Yes | 8. Recommendations of any needed repairs                   | No  |

### Systems Serviced



| No | Make    | OU: Model / Serial #                | IU: Model / Serial #                | Function* | Remarks |
|----|---------|-------------------------------------|-------------------------------------|-----------|---------|
| 1  | Samsung | AR12TXFCAWKXEU / OGNBPDW700048B     | AR12TXFCAWKNEU /<br>OGNAPDAT907977R | G/O       |         |
| 2  | Samsung | AC035RXADKG/EU /<br>OTUPPAFWB00220D | AC035RNJDKG/EU /<br>OU1CPAGW800071H | G/O       |         |
| 3  |         |                                     |                                     |           |         |
| 4  |         |                                     |                                     |           |         |
| 5  |         |                                     |                                     |           |         |
| 6  |         |                                     |                                     |           |         |
| 7  |         |                                     |                                     |           |         |
| 8  |         |                                     |                                     |           |         |

\*G/O = In Good Order A/R = Attention required

**Cost of Annual Service:** The Annual PPM Service cost is £75.00 plus VAT per system, payable post-service. Subsequent service costs may increase with market prices after the first year. **Manufacturer's Parts Only Warranty:** Requires annual service throughout the Warranty Period; without it, the warranty becomes void.

**Customer's Signature:** Kindly express your satisfaction by signing below, confirming your contentment with the service delivered by the engineers, and acknowledging their commendable conduct. We value your feedback on the service provided; please share your thoughts and any suggestions for improvement. Your input is highly appreciated.

**Installer's Signature:** Installer's Signature is necessary below to confirm the service is performed in compliance with F-Gas Regulations and the accuracy of the provided data.

|   |  |
|---|--|
| <b>Contractor:</b> Hoji Air Conditioning <b>Name:</b> -EN-5 Hoji Asfandyar<br><b>FGAS:</b> REF1021254 | <b>Signee Name:</b> Mr Diljit Chawla   |
| Signature:         | Signature:  |

# Basildon ACR Ltd

Air Conditioning Sales, Installations, & Service all over UK

Tel: 01268 281752. Email: [info@basildonacr.co.uk](mailto:info@basildonacr.co.uk) Website: [www.basildonacr.co.uk](http://www.basildonacr.co.uk)

---

# Energy performance certificate (EPC)

|   |                           |   |
|---|---------------------------|---|
| 69 Denecroft Crescent<br>UXBRIDGE<br>UB10 9HY | Energy rating<br><b>D</b> | Valid until: <b>11 October 2035</b>                 |
|   |                           | Certificate number: <b>6035-9520-4509-0541-5202</b> |

|                  |                   |
|------------------|-------------------|
| Property type    | End-terrace house |
| Total floor area | 119 square metres |

## Rules on letting this property

Properties can be let if they have an energy rating from A to E.

You can read [guidance for landlords on the regulations and exemptions \(https://www.gov.uk/guidance/domestic-private-rented-property-minimum-energy-efficiency-standard-landlord-guidance\)](https://www.gov.uk/guidance/domestic-private-rented-property-minimum-energy-efficiency-standard-landlord-guidance).

## Energy rating and score

This property's energy rating is D. It has the potential to be C.

[See how to improve this property's energy efficiency.](#)

The graph shows this property's current and potential energy rating.

**Properties get a rating from A (best) to G (worst) and a score.** The better the rating and score, the lower your energy bills are likely to be.

For properties in England and Wales:

the average energy rating is D  
the average energy score is 60

| Score | Energy rating | Current | Potential |
|-------|---------------|---------|-----------|
| 92+   | A             |         |           |
| 81-91 | B             |         |           |
| 69-80 | C             |         | 77 C      |
| 55-68 | D             | 65 D    |           |
| 39-54 | E             |         |           |
| 21-38 | F             |         |           |
| 1-20  | G             |         |           |

## Breakdown of property's energy performance

### Features in this property

Features get a rating from very good to very poor, based on how energy efficient they are. Ratings are not based on how well features work or their condition.

Assumed ratings are based on the property's age and type. They are used for features the assessor could not inspect.

| Feature              | Description                                    | Rating    |
|----------------------|--|-----------|
| Wall                 | Solid brick, as built, no insulation (assumed) | Very poor |
| Wall                 | Solid brick, as built, insulated (assumed)     | Good      |
| Roof                 | Pitched, insulated (assumed)                   | Average   |
| Roof                 | Roof room(s), no insulation (assumed)          | Very poor |
| Window               | Fully double glazed                            | Poor      |
| Main heating         | Boiler and radiators, mains gas                | Good      |
| Main heating control | Programmer, room thermostat and TRVs           | Good      |
| Hot water            | From main system                               | Good      |
| Lighting             | Good lighting efficiency                       | Good      |
| Floor                | Suspended, no insulation (assumed)             | N/A       |
| Floor                | Solid, insulated (assumed)                     | N/A       |
| Air tightness        | (not tested)                                   | N/A       |
| Secondary heating    | None   | N/A       |

### Primary energy use

The primary energy use for this property per year is 200 kilowatt hours per square metre (kWh/m<sup>2</sup>).

### Smart meters

This property had **no smart meters** when it was assessed.

Smart meters help you understand your energy use and how you could save money. They may help you access better energy deals.

[Find out how to get a smart meter \(https://www.smartenergygb.org/\)](https://www.smartenergygb.org/)

## How this affects your energy bills

An average household would need to spend **£1,566 per year on heating, hot water and lighting** in this property. These costs usually make up the majority of your energy bills.

You could **save £367 per year** if you complete the suggested steps for improving this property's energy rating.

This is **based on average costs in 2025** when this EPC was created. People living at the property may use different amounts of energy for heating, hot water and lighting.

---

## Heating this property

Estimated energy needed in this property is:

- 14,977 kWh per year for heating
  - 3,079 kWh per year for hot water
-

## Impact on the environment

This property's environmental impact rating is D. It has the potential to be C.

Properties get a rating from A (best) to G (worst) on how much carbon dioxide (CO<sub>2</sub>) they produce each year.

## Carbon emissions

An average household produces **6 tonnes of CO<sub>2</sub>**

This property produces **4.4 tonnes of CO<sub>2</sub>**

This property's potential production **3.1 tonnes of CO<sub>2</sub>**

You could improve this property's CO<sub>2</sub> emissions by making the suggested changes. This will help to protect the environment.

These ratings are based on assumptions about average occupancy and energy use. People living at the property may use different amounts of energy.

## Steps you could take to save energy

| Step                                  | Typical installation cost | Typical yearly saving |
|---------------------------------------|---------------------------|-----------------------|
| 1. Internal wall insulation           | £7,500 - £11,000          | £290                  |
| 2. Floor insulation (suspended floor) | £5,000 - £10,000          | £78                   |
| 3. Solar photovoltaic panels          | £8,000 - £10,000          | £241                  |

## Advice on making energy saving improvements

[Get detailed recommendations and cost estimates \(www.gov.uk/improve-energy-efficiency\)](http://www.gov.uk/improve-energy-efficiency)

## Help paying for energy saving improvements

You may be eligible for help with the cost of improvements:

- Insulation: [Great British Insulation Scheme \(www.gov.uk/apply-great-british-insulation-scheme\)](http://www.gov.uk/apply-great-british-insulation-scheme)
- Heat pumps and biomass boilers: [Boiler Upgrade Scheme \(www.gov.uk/apply-boiler-upgrade-scheme\)](http://www.gov.uk/apply-boiler-upgrade-scheme)
- Help from your energy supplier: [Energy Company Obligation \(www.gov.uk/energy-company-obligation\)](http://www.gov.uk/energy-company-obligation)

## Who to contact about this certificate

### Contacting the assessor

If you're unhappy about your property's energy assessment or certificate, you can complain to the assessor who created it.

|                 |  |
|-----------------|--|
| Assessor's name | Boota Gill   |
| Telephone       | 07951 972627   |
| Email           | <a href="mailto:epc4u@hotmail.co.uk">epc4u@hotmail.co.uk</a> |

### Contacting the accreditation scheme

If you're still unhappy after contacting the assessor, you should contact the assessor's accreditation scheme.

|                      |  |
|----------------------|--|
| Accreditation scheme | Elmhurst Energy Systems Ltd  |
| Assessor's ID        | EES/029487   |
| Telephone            | 01455 883 250  |
| Email                | <a href="mailto:enquiries@elmhurstenergy.co.uk">enquiries@elmhurstenergy.co.uk</a> |

### About this assessment

|                        |                       |
|------------------------|-----------------------|
| Assessor's declaration | No related party      |
| Date of assessment     | 9 October 2025        |
| Date of certificate    | 12 October 2025       |
| Type of assessment     | <a href="#">RdSAP</a> |

---

## 1. System and Performance Data

| Category           | Item                                | Unit  | Value                      |
|--------------------|-------------------------------------|-------|----------------------------|
| <b>System</b>      | Indoor Unit Model Name              |       | <b>AC035RNJDKG/E<br/>U</b> |
|                    | Outdoor Unit Model Name             |       | <b>AC035RXADKG/E<br/>U</b> |
|                    | Mode                                | -     | HEAT PUMP                  |
| <b>Performance</b> | Cooling Capacity (Min/Std/Max)      | kW    | 1.2 / 3.5 / 3.9            |
|                    | Cooling Capacity (Min/Std/Max)      | Btu/h | 4,100 / 11,940 / 13,510    |
|                    | Heating Capacity (Min/Std/Max)      | kW    | 1.1 / 4.0 / 4.6            |
|                    | Heating Capacity (Min/Std/Max)      | Btu/h | 3,750 / 13,650 / 15,700    |
| <b>Power</b>       | Cooling Power Input (Min/Std/Max)   | kW    | 0.25 / 1.12 / 1.50         |
|                    | Heating Power Input (Min/Std/Max)   | kW    | 0.21 / 1.30 / 1.80         |
|                    | Cooling Current Input (Min/Std/Max) | A     | 1.6 / 5.5 / 7.5            |
|                    | Heating Current Input (Min/Std/Max) | A     | 1.3 / 5.9 / 10.5           |

|                                |                                   |    |                           |
|--------------------------------|-----------------------------------|----|---------------------------|
| <b>Current</b>                 | MCA                               | A  | 11.0                      |
|                                | MFA                               | A  | 12.5                      |
| <b>Efficiency</b>              | EER (Cooling)                     | -  | 3.12                      |
|                                | COP (Heating)                     | -  | 3.07                      |
|                                | SEER (Cooling Energy Grade)       | -  | <b>6.1 (A++)</b>          |
|                                | SCOP (Heating Energy Grade)       | -  | <b>4.1 (A+)</b>           |
|                                | Pdesignh                          | kW | 2.0                       |
| <b>Piping Connections</b>      | Liquid Pipe Type                  | -  | Flare connection          |
|                                | Liquid Pipe ( $\Phi$ , mm (inch)) |    | 6.35 (1/4)                |
|                                | Gas Pipe Type                     | -  | Flare connection          |
|                                | Gas Pipe ( $\Phi$ , mm (inch))    |    | 9.52 (3/8)                |
|                                | Heat Insulation                   | -  | Both liquid and gas pipes |
| <b>Piping Length (ODU-IDU)</b> | Standard                          | m  | 5                         |
|                                | Max.                              | m  | 20                        |
|                                | Elevation                         | m  | 15                        |
|                                | Chargeless                        | m  | 20                        |

|                           |                      |                 |            |
|---------------------------|----------------------|-----------------|------------|
| <b>Wiring Connections</b> | Communication (Min.) | mm <sup>2</sup> | 0.75       |
|                           | Remark               | -               | F1, F2     |
| <b>Refrigerant</b>        | Type                 | -               | <b>R32</b> |
|                           | Factory Charging     | kg              | 0.9        |
|                           | tCO <sub>2</sub> e   |                 | 0.61       |

## 2. Indoor Unit Data (AC035RNJDKG/EU)

| Category              | Item            | Unit                | Value             |
|-----------------------|-----------------|---------------------|-------------------|
| <b>Power Supply</b>   | Ø, #, V, Hz     |                     | 1, 2, 220-240, 50 |
| <b>Heat Exchanger</b> | Type            | -                   | F&T               |
| <b>Material</b>       | Fin             | -                   | Al                |
|                       | Tube            | -                   | Cu                |
|                       | Fin Treatment   | -                   | Green Hydrophile  |
| <b>Fan</b>            | Type            | -                   | Turbo             |
|                       | Quantity        | EA                  | 1                 |
| <b>Air Flow Rate</b>  | Cooling (H/M/L) | m <sup>3</sup> /min | 8.5 / 7.2 / 6.2   |
|                       | Cooling (H/M/L) | l/s                 | 142 / 120 / 103   |
|                       | Heating (H/M/L) | m <sup>3</sup> /min | 9.0 / 8.2 / 7.2   |

|                               |   |       |                          |
|-------------------------------|---|-------|--------------------------|
|                               | Heating (H/M/L)                                 | l/s   | 150 / 137 / 120          |
| <b>Fan Motor</b>              | Type  | -     | BLDC                     |
|                               | Output  | W x n | 35 x 1                   |
| <b>Drain</b>                  | Drain Pipe (Φ, mm)                              |       | ID18mm Hose              |
| <b>Sound</b>                  | Sound Pressure Level<br>(High/Mid/Low/(Silent)) | dB(A) | 38 / 34 / 30 / <b>24</b> |
|                               | Sound Power Level                               | dB(A) | 55                       |
| <b>External Dimension</b>     | Net Weight                                      | kg    | 16.0                     |
|                               | Shipping Weight                                 | kg    | 20.5                     |
|                               | Net Dimensions<br>(WxHxD)                       | mm    | 720 x 620 x 199          |
|                               | Shipping Dimensions<br>(WxHxD)                  | mm    | 805 x 705 x 297          |
| <b>Casing</b>                 | Material  | -     | ABS                      |
| <b>Control System</b>         | Infrared remote control                         | -     | Included                 |
|                               | Wired remote control                            | -     | MWR-WE13N<br>MWR-WG00*N  |
| <b>Additional Accessories</b> | Air Filter                                      | -     | Removable / Washable     |

|  |              |   |                 |
|--|--------------|---|-----------------|
|  | Virus Doctor | - | <b>Included</b> |
|--|--------------|---|-----------------|


### 3. Outdoor Unit Data (AC035RXADKG/EU)

| Category              | Item                | Unit                | Value             |
|-----------------------|---------------------|---------------------|-------------------|
| <b>Power Supply</b>   | Ø, #, V, Hz         |                     | 1, 2, 220-240, 50 |
| <b>Heat Exchanger</b> | Type                | -                   | Fin & Tube        |
| <b>Material</b>       | Fin                 | -                   | Al                |
|                       | Tube                | -                   | Cu                |
|                       | Fin Treatment       | -                   | Anti-Corrosion    |
| <b>Compressor</b>     | Model Name          |                     | UB9AK5090FER      |
|                       | Type                | -                   | Single BLDC       |
|                       | Output              | kW                  | 0.86              |
| <b>Oil</b>            | Type                | -                   | POE               |
|                       | Initial charge      | cc                  | 320               |
| <b>Fan</b>            | Type                | -                   | Propeller         |
|                       | Discharge direction | -                   | Front             |
|                       | Quantity            | EA                  | 1                 |
| <b>Air Flow Rate</b>  |                     | m <sup>3</sup> /min | 30                |

|   |   |                    |                               |
|---|---|--------------------|-------------------------------|
|   |   | l/s                | 500                           |
| <b>Fan Motor</b>                          | Type  | -                  | BLDC Motor                    |
|   | Output                                      | W x n              | 40 x 1                        |
| <b>Sound</b>                              | Sound Pressure Level (Cooling)              | dB(A)              | 48                            |
|   | Sound Pressure Level (Heating) <sup>1</sup> | dB(A) <sup>2</sup> | 48 <sup>3</sup>               |
|   | Sound Power Level <sup>4</sup>              | dB(A) <sup>5</sup> | 61 <sup>6</sup>               |
| <b>External Dimension<sup>7</sup></b>     | Net Weight <sup>8</sup>                     | kg <sup>9</sup>    | 32.5 <sup>10</sup>            |
|   | Shipping Weight <sup>11</sup>               | kg <sup>12</sup>   | 35.5 <sup>13</sup>            |
|   | Net Dimensions (WxHxD) <sup>14</sup>        | mm <sup>15</sup>   | 790 x 548 x 285 <sup>16</sup> |
|   | Shipping Dimensions (WxHxD) <sup>17</sup>   | mm <sup>18</sup>   | 913 x 622 x 371 <sup>19</sup> |
| <b>Casing<sup>20</sup></b>                | Material (Body) <sup>21</sup>               | - <sup>22</sup>    | EGI Steel Plate <sup>23</sup> |
| <b>Operating Temp. Range<sup>24</sup></b> | Cooling <sup>25</sup>                       | °C <sup>26</sup>   | -15~46 <sup>27</sup>          |
|   | Heating <sup>28</sup>                       | °C <sup>29</sup>   | - <sup>30</sup> 20 ~ 24       |

**SAMSUNG**

**Wind-Free™ Comfort**



**Intelligent cooling.  
No cold drafts.**

[samsung.com/wind-free](https://samsung.com/wind-free)



# Introducing the Samsung Wind-Free™ Comfort

The Samsung Wind-Free™ range keeps you comfortably cool without any cold drafts. It provides intelligent home climate comfort thanks to smart controls that adapt to your personal preferences, automatically maintaining optimal conditions.



## Wind-Free™ Cooling

Wind-Free™ technology enhances your indoor comfort by using thousands of micro-holes to disperse fresh air uniformly without any unpleasant blasts of cold wind. In Wind-Free™ mode, air is spread softly and silently, creating a 'Still Air' environment<sup>1</sup> that provides you total well-being day and night.



## Smart Operation

AI Auto Comfort<sup>2</sup> introduces you to an intelligent way of living. It analyses your room conditions and usage patterns<sup>3</sup>, and then automatically adjusts the temperature. Temperatures can also be managed remotely using the SmartThings App<sup>4</sup>. Turning it on and off, selecting the cooling mode or scheduling its operation is just one touch away.



## Energy Efficiency

Samsung's compressor with Digital Inverter Boost technology helps you to save on energy consumption. Its strong neodymium magnets and muffler increase efficiency, cooling quickly without wasting energy, while keeping vibrations and noise levels to a minimum. When cooling, the compressor optimises power usage which allows to minimise energy consumption.

<sup>1</sup>ASHRAE (American Society of Heating, Refrigerating, and Air-Conditioning Engineers) defines "Still Air" as air currents at speeds below 0.15m/s which lacks the presence of cold drafts.  
<sup>2</sup>A Wi-Fi connection and Samsung SmartThings application account are required. <sup>3</sup>Stores user data, preferences and usage patterns to suggest the most useful options.  
<sup>4</sup>Available on Android and iOS devices. A Wi-Fi connection and Samsung SmartThings application account are required.



### Step 1

The front panel opens, and Fast Cooling mode cools the room quickly from corner to corner.



### Step 2

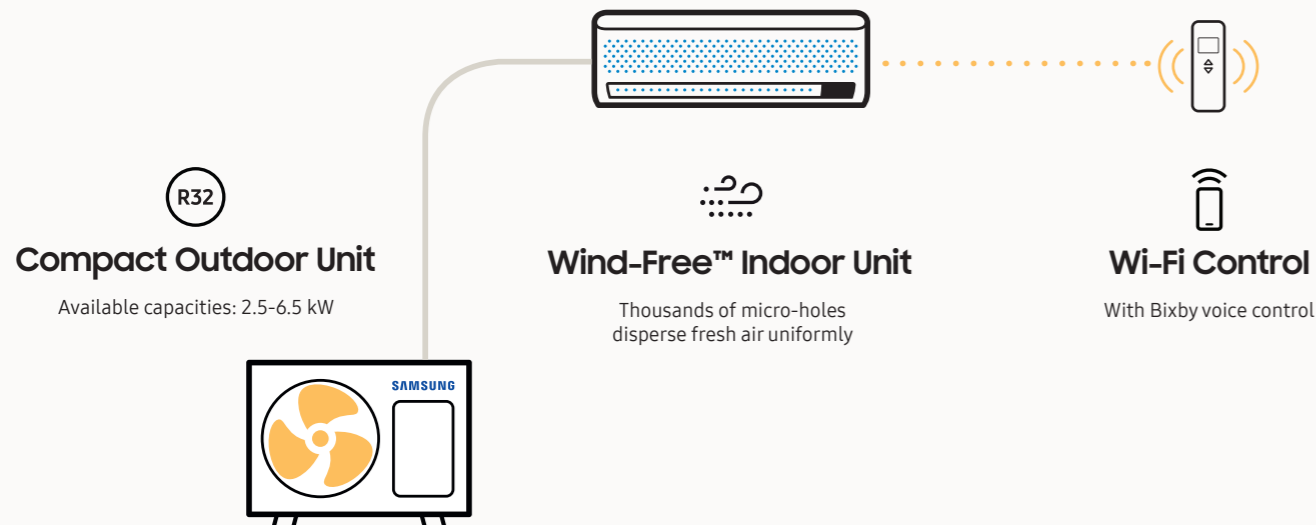
The set temperature is reached in Fast Cooling mode, and the front panel closes.



### Step 3

Wind-Free™ mode spreads fresh air uniformly through thousands of micro-holes.

## Unique Samsung Solution



## Wi-Fi Control

Temperatures in your home can be managed remotely using the SmartThings App<sup>1</sup>. Turning it on and off, selecting the cooling mode, scheduling its operation or monitoring the power consumption is just one touch away. The Bixby 2.0 Artificial Intelligence (AI) system<sup>2</sup> analyses and predicts your needs so it can suggest the best settings for inside your home.

<sup>1</sup>Available on Android and iOS devices. A Wi-Fi connection and Samsung SmartThings account are required. <sup>2</sup>Voice control is supported in English (US, UK, Indian), Chinese, Korean, French, German, Italian and Spanish. Portuguese is scheduled to be supported by the end of 2019.



## AI Auto Comfort

AI Auto Comfort<sup>1</sup> introduces you to an intelligent way of living. To make life simpler and more efficient, it analyses room conditions and usage patterns<sup>2</sup>. Based on your preference and the temperatures outside, it automatically adjusts the temperature to optimise the room's climate conditions, guaranteeing total comfort at all times.

<sup>1</sup>AI = Artificial Intelligence. A Wi-Fi connection and Samsung SmartThings application account are required. <sup>2</sup>Stores user data, preferences and usage patterns to suggest the most useful options.



## SmartThings

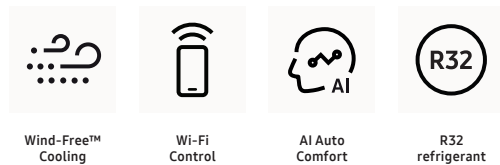
Samsung SmartThings adds smartness to your home. Connect, automate and manage all your Samsung and SmartThings-compatible appliances and electronics with a single, easy-to-use App<sup>1</sup>. Getting started is easy with a Samsung Account. Once you have created your SmartThings profile, the App automatically finds compatible devices<sup>2</sup>.

<sup>1</sup>Available on Android and iOS devices. A Wi-Fi connection and Samsung SmartThings account are required. <sup>2</sup>Consult relevant user guide/manual to ensure product compatibility with Samsung SmartThings.



# Specifications

## Wind-Free™ Comfort



| Indoor Unit                 |   | AR09TXFCAWKNEU      | AR12TXFCAWKNEU   | AR18TXFCAWKNEU       | AR24TXFCAWKNEU       |                      |
|-----------------------------|---|---------------------|--|----------------------|----------------------|----------------------|
| Outdoor Unit                |   | AR09TXFCAWKXEU      | AR12TXFCAWKXEU   | AR18TXFCAWKXEU       | AR24TXFCAWKXEU       |                      |
| <b>Capacity</b>             |   |                     |  |                      |                      |                      |
| Capacity                    | Cooling (Nominal)                       | kW                  | 2.5  | 3.5                  | 5.0                  | 6.5                  |
|                             | Cooling (Min–Max)                       | kW                  | 0.9–3.4  | 0.9–4.0              | 1.6–6.7              | 1.4–7.6              |
|                             | Heating @ +7 °C                         | kW                  | 3.2  | 3.5                  | 6.0                  | 7.4                  |
|                             | Heating (Min–Max)                       | kW                  | 0.9–4.5  | 0.9–5.0              | 1.3–8.0              | 1.2–9.4              |
|                             | Heating @ -5 °C                         | kW                  | 2.74   | 3.09                 | 4.84                 | 6.00                 |
|                             | Heating @ -10 °C                        | kW                  | 2.48   | 2.87                 | 4.57                 | 5.55                 |
|                             | Heating @ -15 °C                        | kW                  | 2.29   | 2.58                 | 4.58                 | 5.66                 |
| <b>Performance</b>          |   |                     |  |                      |                      |                      |
| Energy Efficiency Cooling   | SEER <sup>1</sup>                       | W/W                 | 6.7/ A++   | 6.5/ A++             | 6.8/ A++             | 6.4/ A++             |
|                             | Power Consumption                       | kWh/a               | 131  | 188                  | 257                  | 355                  |
|                             | Pdesignc                                | kW                  | 2.5  | 3.5                  | 5.0                  | 6.5                  |
|                             | EER                                     | W/W                 | 3.57   | 2.87                 | 3.60                 | 3.33                 |
| Energy Efficiency Heating   | SCOP <sup>1</sup>                       | W/W                 | 4.0/ A+  | 4.0/ A+              | 3.8/ A               | 3.8/ A               |
|                             | Power Consumption                       | kWh/a               | 735  | 770                  | 1,400                | 1,511                |
|                             | Pdesignh (average)                      | kW                  | 2.1  | 2.2                  | 3.8                  | 4.1                  |
|                             | COP <sup>1</sup>                        | W/W                 | 3.81   | 3.72                 | 3.51                 | 3.15                 |
| Moisture Removal            |   | l/h                 | 1.0  | 1.5                  | 2.0                  | 2.5                  |
| Maximum Airflow (Cooling)   | Indoor Unit                             | m <sup>3</sup> /min | 10.3   | 10.7                 | 16.6                 | 17.3                 |
|                             | Outdoor Unit                            | m <sup>3</sup> /min | 28.0   | 28.0                 | 50.0                 | 50.0                 |
| Sound Power                 | Indoor Unit (Cooling)                   | dB(A)               | 54   | 56                   | 58                   | 62                   |
|                             | Outdoor Unit (Cooling)                  | dB(A)               | 63   | 64                   | 65                   | 68                   |
| Sound Pressure              | Indoor Unit High/Silent Mode            | dB(A)               | 37/19  | 38/19                | 41/25                | 45/26                |
|                             | Outdoor Unit High                       | dB(A)               | 46   | 47                   | 51                   | 54                   |
| Operating Temperature Range | Cooling                                 | °C                  | -10–46   | -10–46               | -10–46               | -10–46               |
|                             | Heating                                 | °C                  | -15–24   | -15–24               | -15–24               | -15–24               |
| <b>Electrical Data</b>      |   |                     |  |                      |                      |                      |
| Power Source                |   | Φ, V, Hz            | 1Φ, 220–240 V, 50 Hz                                   | 1Φ, 220–240 V, 50 Hz | 1Φ, 220–240 V, 50 Hz | 1Φ, 220–240 V, 50 Hz |
| Compressor Type             | Outdoor Unit                            | Type                | BLDC Rotary  | BLDC Rotary          | BLDC Rotary          | BLDC Rotary          |
| Power Consumption           | Cooling                                 | W                   | 700  | 1,200                | 1,390                | 1,950                |
|                             | Heating                                 | W                   | 840  | 940                  | 1,710                | 2,350                |
| Operating Current           | Cooling                                 | A                   | 3.4  | 4.5                  | 6.4                  | 8.8                  |
|                             | Heating                                 | A                   | 3.7  | 5.1                  | 7.8                  | 10.5                 |
| <b>Dimensions</b>           |   |                     |  |                      |                      |                      |
| Net Dimensions (W x H x D)  | Indoor Unit                             | mm                  | 820 x 299 x 215  | 820 x 299 x 215      | 1,055 x 299 x 215    | 1,055 x 299 x 215    |
|                             | Outdoor Unit                            | mm                  | 660 x 475 x 242  | 660 x 475 x 242      | 880 x 638 x 310      | 880 x 638 x 310      |
| Net Weight                  | Indoor Unit                             | kg                  | 8.9  | 8.9                  | 11.5                 | 11.6                 |
|                             | Outdoor Unit                            | kg                  | 23.0   | 23.0                 | 39.7                 | 43.2                 |
| <b>Refrigerant</b>          |   |                     |  |                      |                      |                      |
| Refrigerant                 | Type                                    |                     | R32 (contains fluorinated greenhouse gases. GWP = 675) |                      |                      |                      |
|                             | Charging (for 5 m)                      | kg                  | 0.70   | 0.70                 | 1.30                 | 1.15                 |
|                             | Charging Ton Equivalent CO <sub>2</sub> | tCO <sub>2</sub> e  | 0.47   | 0.47                 | 0.88                 | 0.78                 |
|                             | Additional Refrigerant Charging         | g/m                 | 15   | 15                   | 15                   | 15                   |
| Piping Connections          | Liquid Pipe                             | ø, mm (inch)        | 6.35 (1/4)   | 6.35 (1/4)           | 6.35 (1/4)           | 6.35 (1/4)           |
|                             | Gas Pipe                                | ø, mm (inch)        | 9.52 (3/8)   | 9.52 (3/8)           | 12.70 (1/2)          | 15.88 (5/8)          |
| Piping Length               | Min/Max (ODU to IDU)                    | m                   | 3/15   | 3/15                 | 3/30                 | 3/30                 |
| Piping Height               | Max                                     | m                   | 8  | 8                    | 15                   | 15                   |
| Piping Connections          | Drain Pipe                              | ø, mm               | ø16.3, 550 mm  | ø16.3, 550 mm        | ø16.3, 550 mm        | ø16.3, 550 mm        |

### Accessory



### Wireless Remote Controller (included)

<sup>1</sup> Energy labels as shown are according to EU No 626/2011 (LOT10) label classification 2019, on a scale from D to A+++.