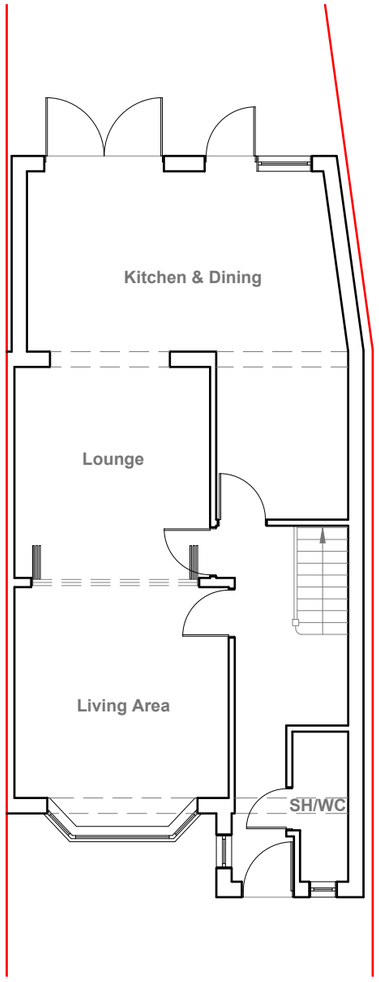

Existing Ground Floor Plan
Scale 1:100

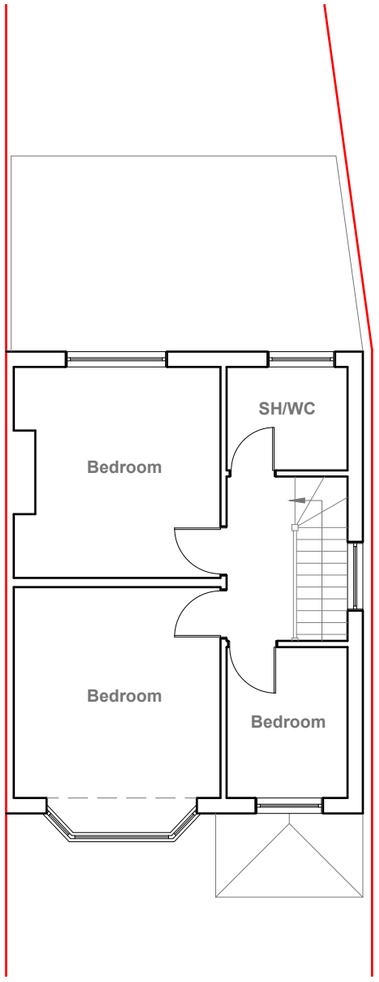

Existing First Floor Plan
Scale 1:100

Existing Front Elevation
Scale 1:100

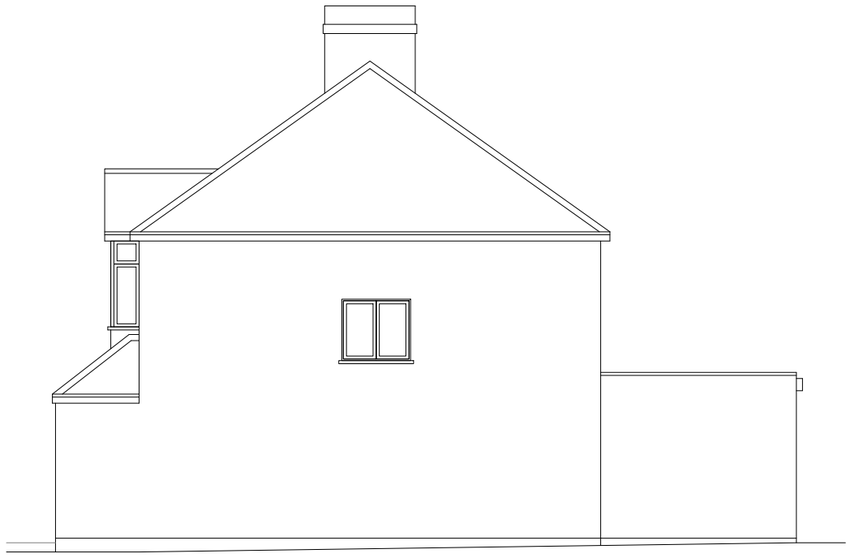

Existing Side Elevation
Scale 1:100

Existing Rear Elevation
Scale 1:100

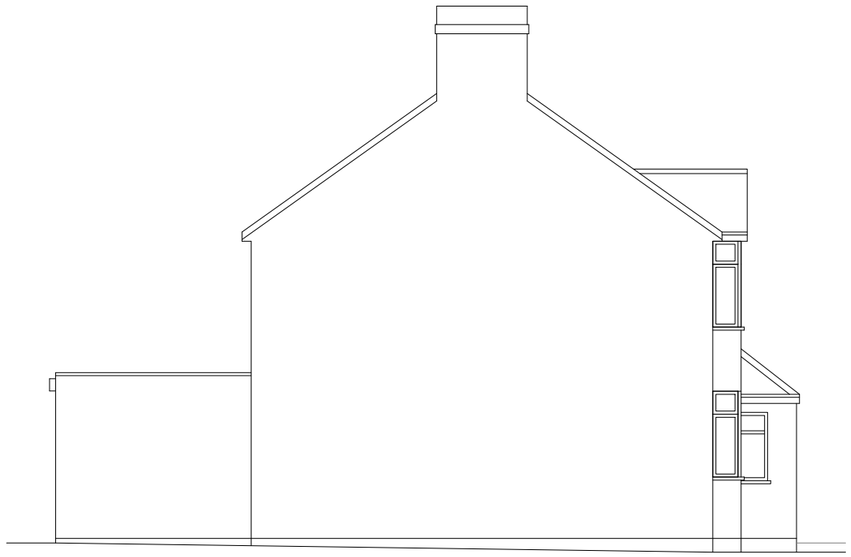

Existing Side Elevation
Scale 1:100

Multi Creation

239 Western Road, Southall, Middlesex, UB2 5HS 020 8571 1369 info@multicreation.co.uk

Project:	Title:	Scale: 1:100 @ A3
4 Burleigh Road, Uxbridge, UB10 9BG	Existing Ground Floor Plan, First Floor Plan & Elevations	Date: September 2026
		Drawing No.: 3936/01/JG
		Revision

Key:
- Walls
- Fittings
- Demolition
- Steel
- Plumbing
- Foundation

Scale Bar:

1:50 — 0, 1, 2, 5 M

1:100 — 0, 1, 2, 5, 10 M

1:200 — 0, 4, 10, 20 M

General Notes:

GENERAL NOTES APPLY TO ALL DRAWINGS. DIMENSIONS ARE IN MILLIMETER, UNLESS SPECIFIED OTHERWISE.
DO NOT SCALE DRAWINGS. VERIFY ALL DIMENSIONS & CONDITIONS ON SITE BEFORE THE START OF ANY WORK.
ALL WORK TO COMPLY WITH CURRENT BUILDING REGULATIONS & CODES OF PRACTICE.
ALL STRUCTURAL ELEMENTS ARE TO BE CROSS CHECKED WITH STRUCTURAL CALCULATIONS.
REPORT OF ANY DISCREPANCY OR VARIATION TO THE DESIGNER IMMEDIATELY PRIOR TO ANY WORKS.
CONTRACTOR SHALL MAINTAIN THE IMMEDIATE CONSTRUCTION SITE IN A SECURE, CLEAN & SAFE MANNER.
MEASURES TO BE PUT IN PLACE DURING AND AFTER THE DEMOLITION TO ENSURE THE PROTECTION OF THE PUBLIC, PUBLIC AMENITIES AND ADJOINING PROPERTIES. PRIOR TO THE START OF ANY WORK, IT IS THE RESPONSIBILITY OF THE OWNER TO SERVE PARTY WALL NOTICES TO ALL NEIGHBOURS.
CONTRACTOR TO TAKE FULL RESPONSIBILITY FOR ALL TEMPORARY WORKS INCLUDING DESIGN & ERECTION.
A STATEMENT IS REQUIRED FROM THE APPLICANT, PRINCIPAL DESIGNER & PRINCIPAL CONTRACTOR IN ORDER FOR A NOTICE OF COMPLETION TO BE SUBMITTED TO BUILDING CONTROL.

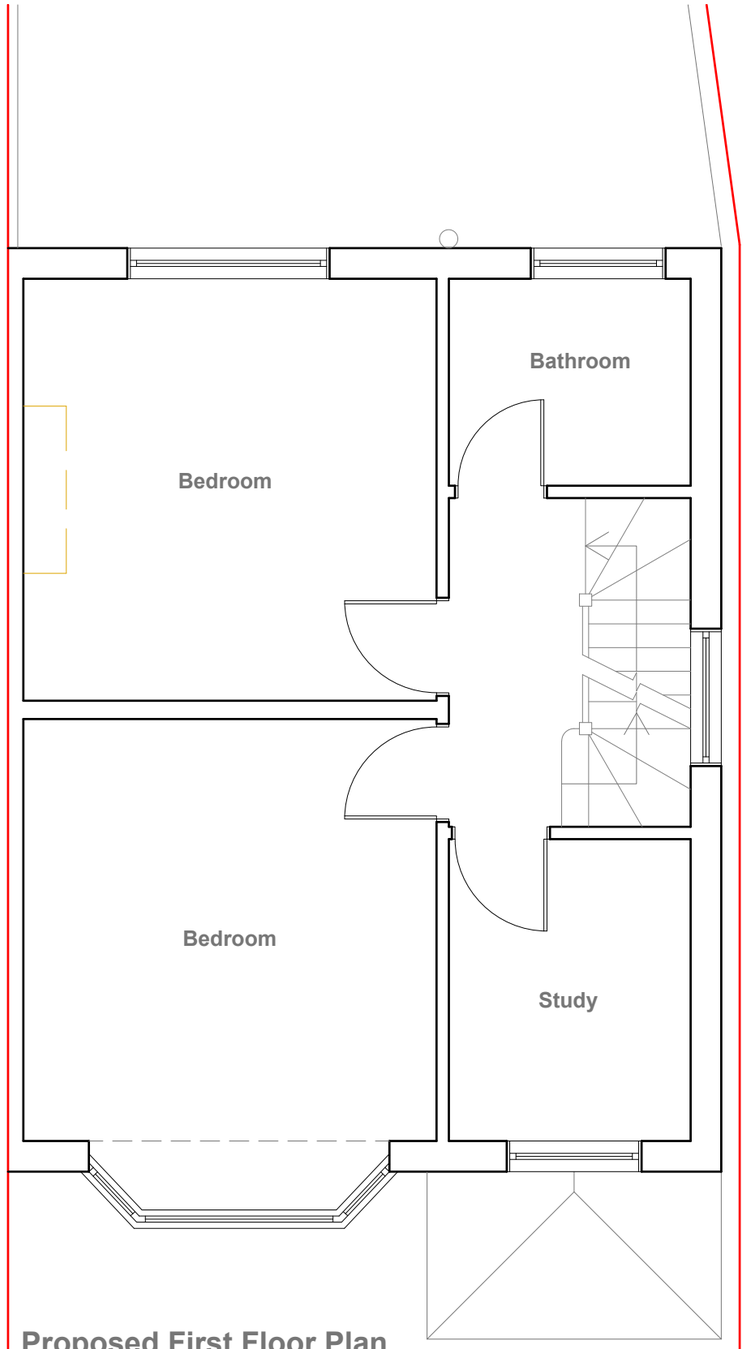

Proposed First Floor Plan

Scale 1:50

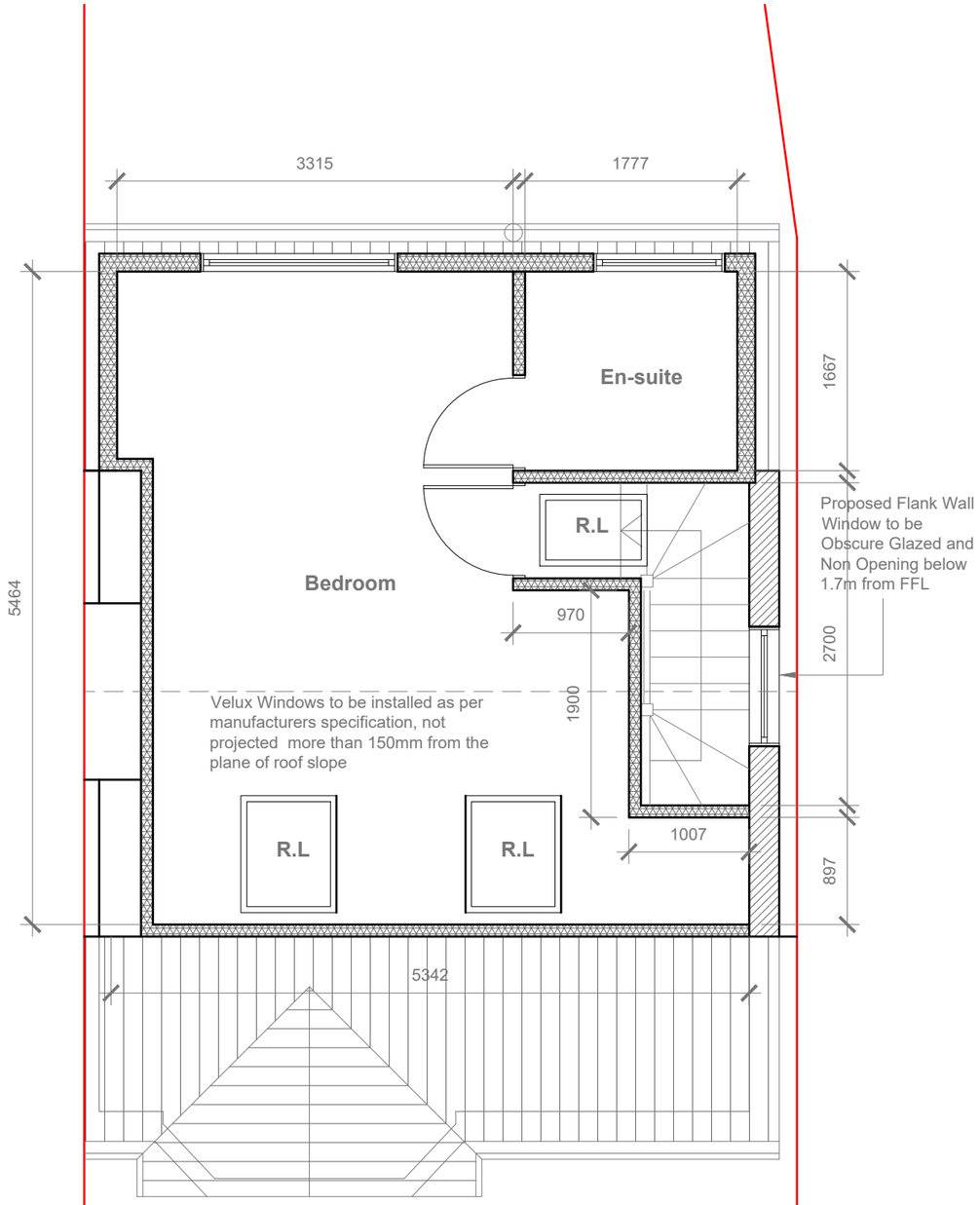

Proposed Loft Floor Plan

Scale 1:50

Project: 4 Burleigh Road, Uxbridge, UB10 9BG	Title: Proposed First Floor Plan Loft Floor Plan	Scale: 1:50 @ A3 Date: September 2026 Drawing No.: 3936/03/JG Revision	Key: Walls, Fittings, Demolition, Steel, Plumbing, Foundation	Scale Bar: 1:50 (0, 1, 2, 5 M); 1:100 (0, 1, 2, 5, 10 M); 1:200 (0, 4, 10, 20 M)

239 Western Road, Southall, Middlesex, UB2 5HS 020 8571 1369 info@multicreation.co.uk

General Notes:

GENERAL NOTES APPLY TO ALL DRAWINGS. DIMENSIONS ARE IN MILLIMETER, UNLESS SPECIFIED OTHERWISE.
DO NOT SCALE DRAWINGS. VERIFY ALL DIMENSIONS & CONDITIONS ON SITE BEFORE THE START OF ANY WORK.
ALL WORK TO COMPLY WITH CURRENT BUILDING REGULATIONS & CODES OF PRACTICE.
ALL STRUCTURAL ELEMENTS ARE TO BE CROSS CHECKED WITH STRUCTURAL CALCULATIONS.
REPORT OF ANY DISCREPANCY OR VARIATION TO THE DESIGNER IMMEDIATELY PRIOR TO ANY WORKS.
CONTRACTOR SHALL MAINTAIN THE IMMEDIATE CONSTRUCTION SITE IN A SECURE, CLEAN & SAFE MANNER.
MEASURES TO BE PUT IN PLACE DURING AND AFTER THE DEMOLITION TO ENSURE THE PROTECTION OF THE PUBLIC, PUBLIC AMENITIES AND ADJOINING PROPERTIES. PRIOR TO THE START OF ANY WORK, IT IS THE RESPONSIBILITY OF THE OWNER TO SERVE PARTY WALL NOTICES TO ALL NEIGHBOURS.
CONTRACTOR TO TAKE FULL RESPONSIBILITY FOR ALL TEMPORARY WORKS INCLUDING DESIGN & ERECTION.
A STATEMENT IS REQUIRED FROM THE APPLICANT, PRINCIPAL DESIGNER & PRINCIPAL CONTRACTOR IN ORDER FOR A NOTICE OF COMPLETION TO BE SUBMITTED TO BUILDING CONTROL.

Proposed External Finish Materials to Match Existing External Finish Materials.

Proposed Flank Wall Window to be Obscure Glazed and Non Opening below 1.7m from FFL

REAR DORMER VOLUME

W X H X L / 2
5.492 X 2.604 X 3.664/ 2
52.399 / 2
V1 = 26.2 CU.MT.

HIP TO GABLE ROOF VOLUME

W1 X H1 X L1 / 6
7.528 X 2.711 X 3.764 / 6
76.82/ 6
V2 = 12.8 CU.MT.

TOTAL ROOF VOLUME

V1 + V2
26.2 + 12.8

= 39.00 CU.MT.< 40.00 CU.MT

Proposed Front Elevation
Scale 1:100

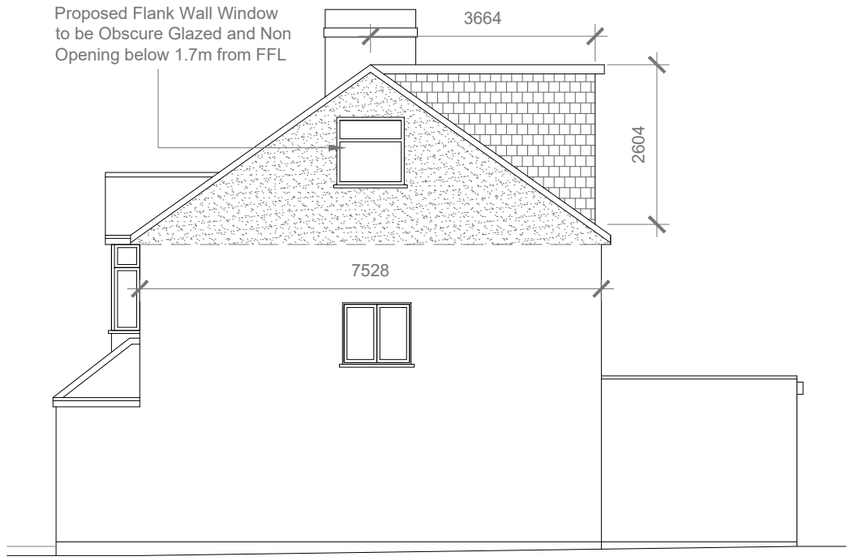

Proposed Side Elevation
Scale 1:100

Proposed Rear Elevation
Scale 1:100

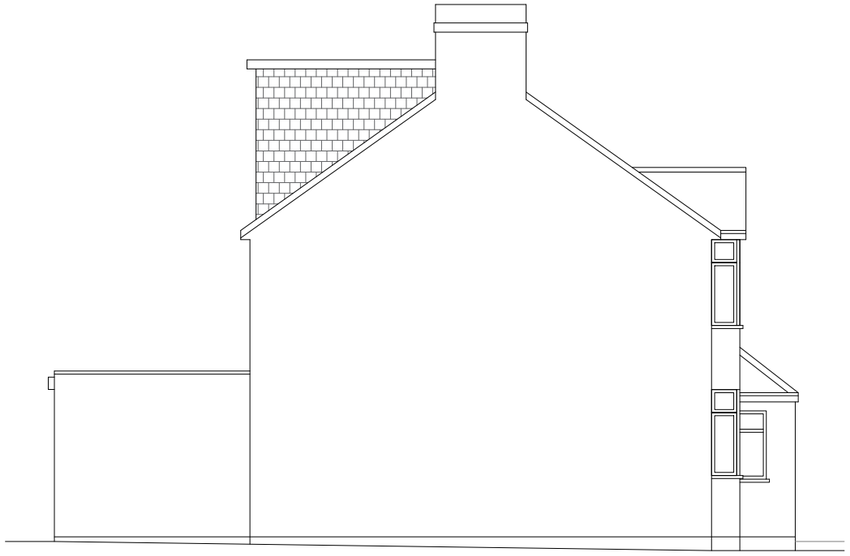

Proposed Side Elevation
Scale 1:100

Multi Creation

239 Western Road, Southall, Middlesex, UB2 5HS 020 8571 1369 info@multicreation.co.uk

Project:	Title:	Scale: 1:100 @ A3	Key:
4 Burleigh Road, Uxbridge, UB10 9BG	Proposed Elevations	Date: September 2026	Walls
		Drawing No.: 3936/04/JG	Fittings
		Revision	Demolition
			Steel
			Plumbing
			Foundation

Scale Bar:

1:50 — 0, 1, 2, 5 M
1:100 — 0, 1, 2, 5, 10 M
1:200 — 0, 4, 10, 20 M

General Notes:

GENERAL NOTES APPLY TO ALL DRAWINGS. DIMENSIONS ARE IN MILLIMETER, UNLESS SPECIFIED OTHERWISE.
DO NOT SCALE DRAWINGS. VERIFY ALL DIMENSIONS & CONDITIONS ON SITE BEFORE THE START OF ANY WORK.
ALL WORK TO COMPLY WITH CURRENT BUILDING REGULATIONS & CODES OF PRACTICE.
ALL STRUCTURAL ELEMENTS ARE TO BE CROSS CHECKED WITH STRUCTURAL CALCULATIONS.
REPORT OF ANY DISCREPANCY OR VARIATION TO THE DESIGNER IMMEDIATELY PRIOR TO ANY WORKS.
CONTRACTOR SHALL MAINTAIN THE IMMEDIATE CONSTRUCTION SITE IN A SECURE, CLEAN & SAFE MANNER.
MEASURES TO BE PUT IN PLACE DURING AND AFTER THE DEMOLITION TO ENSURE THE PROTECTION OF THE PUBLIC, PUBLIC AMENITIES AND ADJOINING PROPERTIES. PRIOR TO THE START OF ANY WORK, IT IS THE RESPONSIBILITY OF THE OWNER TO SERVE PARTY WALL NOTICES TO ALL NEIGHBOURS.
CONTRACTOR TO TAKE FULL RESPONSIBILITY FOR ALL TEMPORARY WORKS INCLUDING DESIGN & ERECTION.
A STATEMENT IS REQUIRED FROM THE APPLICANT, PRINCIPAL DESIGNER & PRINCIPAL CONTRACTOR IN ORDER FOR A NOTICE OF COMPLETION TO BE SUBMITTED TO BUILDING CONTROL.