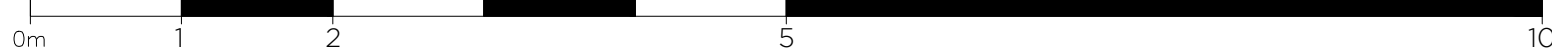






















PROPOSED FIRST FLOOR PLAN

— SCALE 1:50

SCALE 1:50



IT / DIGITAL		
Video wall 98" [landscape] (ACRELEC)		1
Collection screen 43" [landacape] (ACRELEC)		1
Shatter Crunch Screen 85" [portrait] (ACRELEC)		1
Digital advertising screens by the window 55" (ACRELEC)		N/A
Floor/Wall mounted Kiosk 27" (ACRELEC)		4
Calorie screen 32" [portrait] (ACRELEC)		1
Till		1
Expo screen 15.6"		1
Assembly screen + printer		1
Delivery screen (Assembly Wall)		N/A
Fries screen 21.5"		1
Drinks station 21.5"		1
PHU Sandwich printers (x1 either side)		2
Bird cage printer		1
Order screen		N/A
Queue timer screen		N/A
CCTV monitor		1
Customer confirmation D-17 (ACRELEC)		N/A
55" Inch screen (Portrait) (ACRELEC)		N/A
Ceiling mounted POE injector		2

FOH FURNITURE SCHEDULE

PROPOSED NO. OF COVERS	52
PROPOSED NO. OF TABLES	24

FLOOR AREA SCHEDULE

FOH	115 sqm	1237.8 sqft
CUSTOMER WC	3.4 sqm	36.5 sqft
DISABLED WC	3.4 sqm	36.5 sqft
WC LOBBY	4.5 sqm	48.4 sqft
KITCHEN	79.2 sqm	852.5 sqft
COUNTERS	4.0 sqm	43.0 sqft
CHILLER	5.5 sqm	59.2 sqft
FREEZER	4.9 sqm	52.7sqft
OFFICE	10.0 sqm	107.6 sqft
STAFF ROOM	9.1 sqm	97.9 sqft
STAFF WC	2.0 sqm	21.5 sqft
ELECTRIC CUPBOARD	1.3 sqm	14 sqft
BOILER ROOM	1.4 sqm	15.0 sqft
DRY STORE	161.6 sqm	1739.4 sqft
STAIRS	10.8 sqm	116.2 sqft
TOTAL	416.1 sqm	4478.8 sqft

- NOTES**
1. ALL DIMENSIONS IN MILLIMETRES (mm) AND LEVELS IN METRES (m) ABOVE NATIONAL DATUM. ALL DIMENSIONS TO BE CHECKED ON SITE AND AGREED ON SITE WITH APPOINTED BUILDING CONTRACTOR/SHOPFITTER.
 2. WRITTEN DIMENSIONS SHALL BE USED.
 3. THIS DRAWING IS TO BE READ IN CONJUNCTION WITH ALL RELEVANT ARCHITECTURAL DRAWINGS AND SPECIFICATIONS AS WELL AS ALL RELEVANT INFORMATION FROM THE STRUCTURAL, MEP AND CIVIL ENGINEERS.
 4. THIS DRAWING HAS BEEN PREPARED IN ACCORDANCE WITH THE SCOPE OF APPOINTMENT WITH THE CLIENT AND IS SUBJECT TO THE TERMS OF THAT APPOINTMENT AND SHOULD ONLY BE USED FOR THE PURPOSE FOR WHICH IT IS INTENDED.
 5. ALL NEW CONSTRUCTION AND MATERIALS ARE TO CONFORM TO LOCAL BY LAWS, CURRENT BUILDING REGULATIONS AND BRITISH STANDARDS.
 6. THIS DRAWING AND ALL OF THE INFORMATION SHOWN IS THE PROPERTY OF @ ARCHITECT (UK) LTD AND SHALL NOT BE COPIED WHOLE, OR IN ANY PART, OR USED FOR ANY OTHER PURPOSE WITHOUT WRITTEN PERMISSION OF THE COMPANY.

REV. DATE DESCRIPTION BY

POPEYES



@ Architect (UK) Ltd
Suite 2, Clocktower
House, Station Road
West Horndon, Essex
CM13 3XL
01708 477899
office@architect.ltd.uk
www.architect.ltd.uk

CLIENT

POPEYES

PROJECT

UXBRIDGE

163 HIGH STREET
UXBRIDGE
UB8 1JZ

DRAWING TITLE

PROPOSED
FIRST FLOOR
GENERAL ARRANGEMENT PLAN

SCALE @ A1

1: 50

DRAWN

MA

CHECKED

@

PURPOSE OF ISSUE
PLANNING

STATUS
SO

DRAWING No

24.0171-A-DR-TD-20-101b

REV

—