


PROPOSED SOUTH WEST ELEVATION

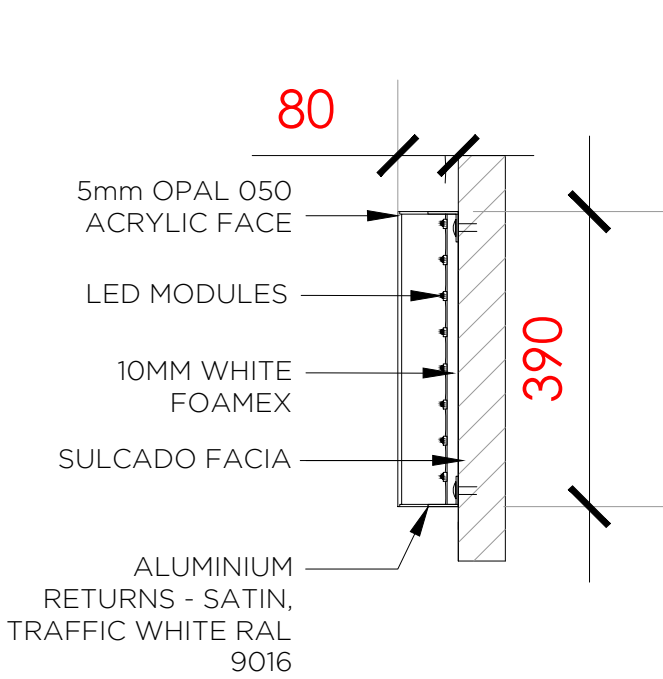


PROPOSED SOUTH ELEVATION

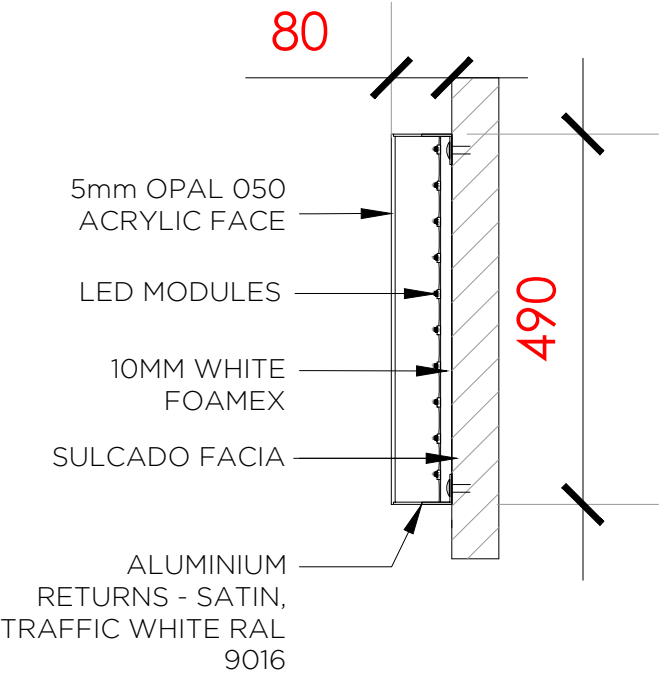


FACADE SIGNAGE SCHEDULE		
ITEM	EXAMPLE (NTS)	DESCRIPTION
A		<b>'POPEYES' LOGO</b> Internally illuminated signage - 225 candele per sqm <b>Size:</b> 2460mm x 360mm x 80mm <b>Detail:</b> Finish flex wording logo extruded aluminium sign comp system finished RAL 9016 illumination provided banks of LED. Flex face substrate is to be decorated with face applied 3M self adhesive films. <b>Colour:</b> RAL 9016.
B		<b>'POPEYES' BRAND SEAL</b> Internally illuminated signage - 225 candele per sqm <b>Size:</b> 490mm DIA x 80mm Depth <b>Detail:</b> Finish flex logo extruded aluminium sign comp system finished Orange on white background, illumination provided banks of LED. Flex face substrate is to be decorated with face applied 3M self adhesive films. <b>Colour:</b> RAL 9016 & 2003

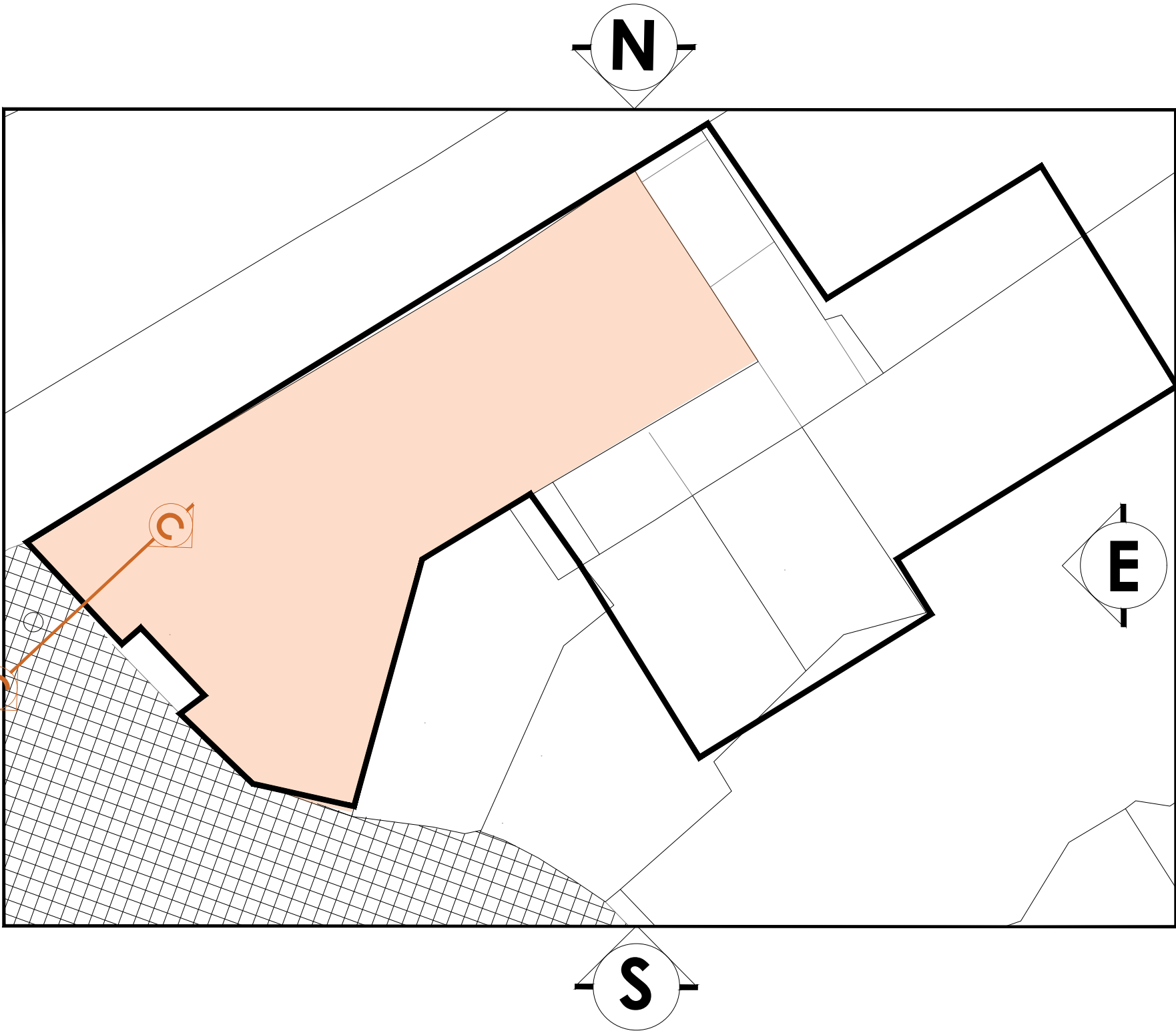
FACADE MATERIAL SCHEDULE		
ITEM	EXAMPLE	DESCRIPTION
01		<b>EXISTING METAL WORK FINISH ( CANOPY , POSTS , SHOPFRONT FRAMES ETC.)</b> TO BE RETAINED AND RESPRAYED <b>Finish Colour:</b> RAL 5018
02		<b>FASCIA PANEL SYSTEM</b> SULCADO CLADDING SYSTEM MOUNTED ON VENTED SUBFRAME FIXED TO ALUMINIUM WALL CLADDING <b>Finish Colour:</b> RAL 2003



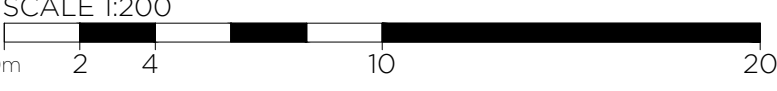
DETAIL 1 TYPICAL LETTERING & NEW FASCIA SIGN SECTION (ITEM A)  
SCALE 1:10



DETAIL 2 TYPICAL POPPY & NEW FASCIA SIGN SECTION (ITEM B)  
SCALE 1:10



PROPOSED KEY PLAN



- NOTES**
- ALL DIMENSIONS IN MILLIMETRES (mm) AND LEVELS IN METRES (m) ABOVE NATIONAL DATUM. ALL DIMENSIONS TO BE CHECKED ON SITE AND AGREED ON SITE WITH APPOINTED BUILDING CONTRACTOR/SHOPFITTER.
  - WRITTEN DIMENSIONS SHALL BE USED.
  - THIS DRAWING IS TO BE READ IN CONJUNCTION WITH ALL RELEVANT ARCHITECTURAL DRAWINGS AND SPECIFICATIONS AS WELL AS ALL RELEVANT INFORMATION FROM THE STRUCTURAL, MEP AND CIVIL ENGINEERS.
  - THIS DRAWING HAS BEEN PREPARED IN ACCORDANCE WITH THE SCOPE OF APPOINTMENT WITH THE CLIENT AND IS SUBJECT TO THE TERMS OF THAT APPOINTMENT AND SHOULD ONLY BE USED FOR THE PURPOSE FOR WHICH IT IS INTENDED.
  - ALL NEW CONSTRUCTION AND MATERIALS ARE TO CONFORM TO LOCAL BY LAWS, CURRENT BUILDING REGULATIONS AND BRITISH STANDARDS.
  - THIS DRAWING AND ALL OF THE INFORMATION SHOWN IS THE PROPERTY OF @ ARCHITECT (UK) LTD AND SHALL NOT BE COPIED WHOLE, OR IN ANY PART, OR USED FOR ANY OTHER PURPOSE WITHOUT WRITTEN PERMISSION OF THE COMPANY.

REV.	DATE	DESCRIPTION	BY
<b>POPEYES</b>			
© Architect (UK) Ltd Suite 2, Clocktower House, Station Road West Horndon, Essex CM13 3XL 01708 477899 office@architect.ltd.uk www.architect.ltd.uk			
CLIENT POPEYES			
PROJECT UXBRIDGE			
163 HIGH STREET UXBRIDGE UB8 1JZ			
DRAWING TITLE PROPOSED EXTERNAL ELEVATIONS			
SCALE @ A1 1:10/1:20/1:200			
DRAWN MA		CHECKED @	
PURPOSE OF ISSUE PLANNING		STATUS SO	
DRAWING No 24.0171-A-DR-TD-10-250			REV -