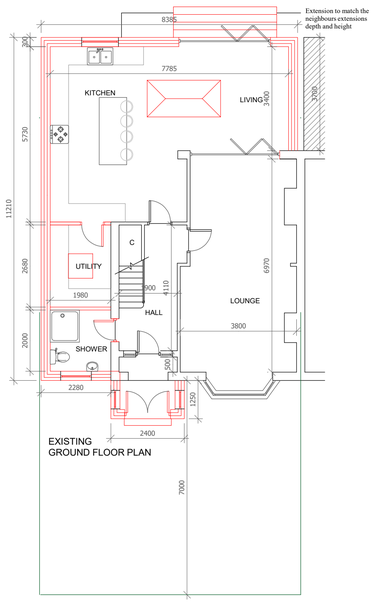

EXISTING
GROUND FLOOR PLAN

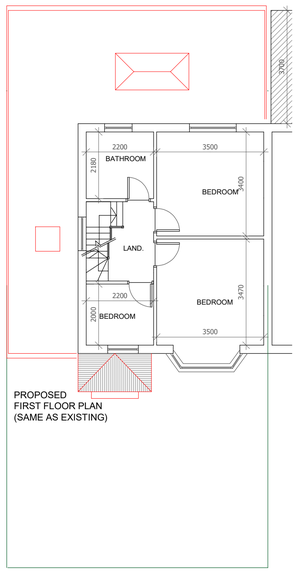

PROPOSED
FIRST FLOOR PLAN
(SAME AS EXISTING)

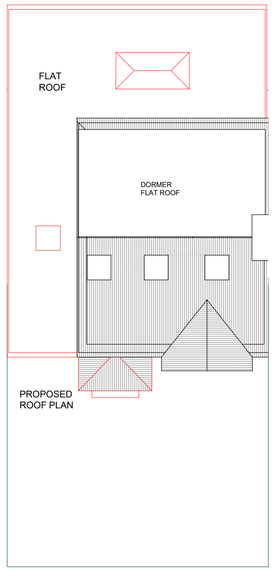

PROPOSED
ROOF PLAN

PROPOSED
FRONT ELEVATION

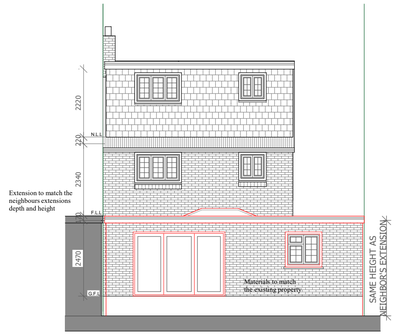

PROPOSED
REAR ELEVATION

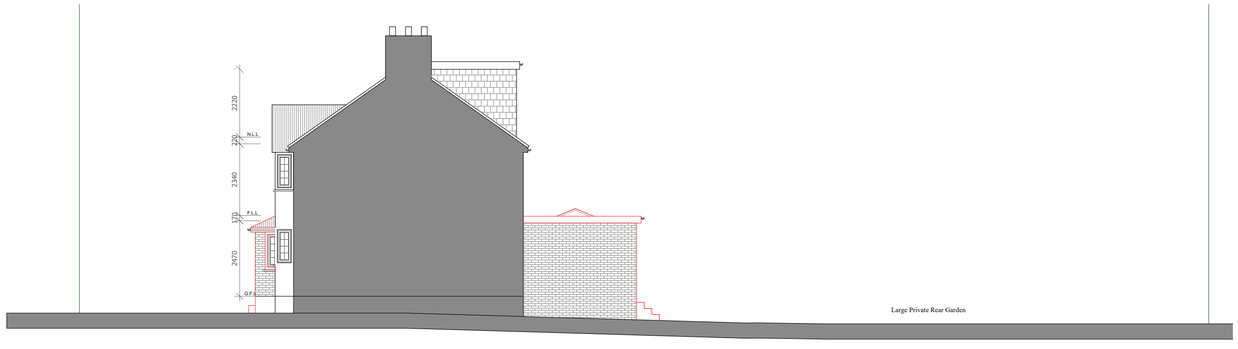

PROPOSED
SIDE SECTIONAL
ELEVATION

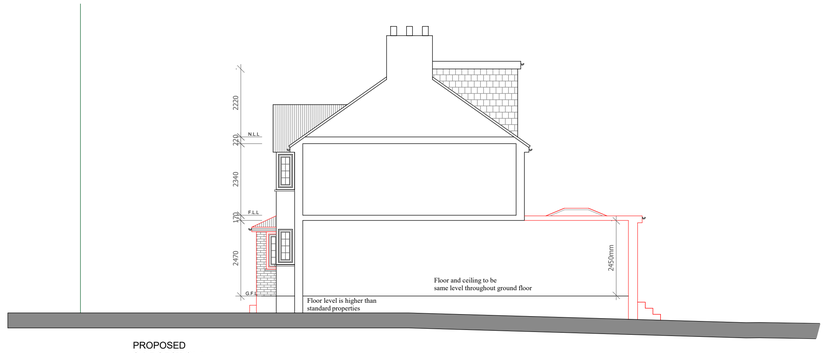

PROPOSED
SIDE SECTIONAL
ELEVATION

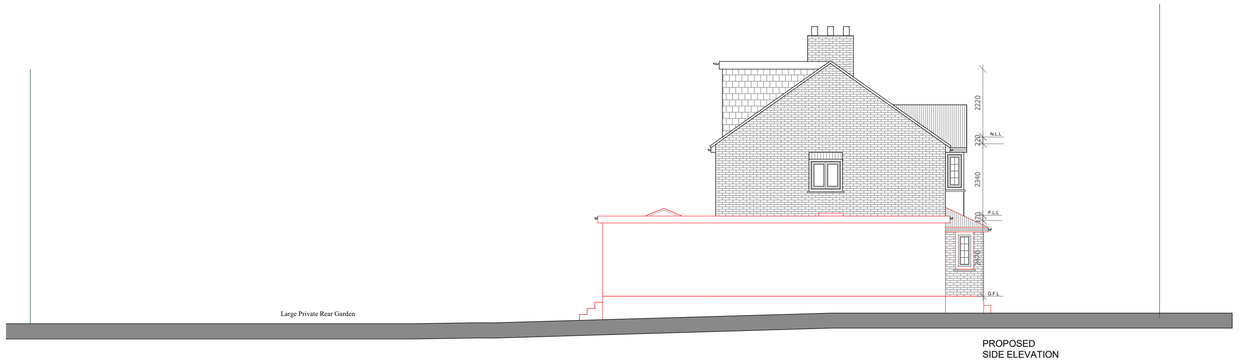

PROPOSED
SIDE ELEVATION

Notes
1 All concrete to be 1:2:4 mix by volume
2 All dimensions are in millimeters
3 All materials used to be half hour fire resistance and used to manufacturers instructions
4 All new gullies to be roddable and back inlet type.
5 New walls bonded to existing using 'Furfix' or similar profiles.
6 The contractor to check all dimensions before commencement of works and inform the Client of any discrepancies.
7 All works to be carried out in accordance with Building regulations and British Standards, all in approval of the LA engineer.
8 All new glazing below 1000 from floor level to be toughened safety glass to BS6206.
9 All structural timber to be tannalised VERMIN
10 Any proposed works likely to be affected by landfill gas to have 0.25 ZEDCOR polymer thermoplastic with ZEDCOR DPM jointing system across the cavity at DPC level with cavity trays over, the floor slab to be vented using herringbone land drains out to air bricks.
11 All dimensions to be double checked on site
12 All steels to be measure on site with built dimensions
13 Steels to have 30 min fire protection
14 All drawings to be approved prior to Build works, any works carried out without approval is at own risk.
15 Any discrepencies to be discussed with our team prior to works, any changes made on site to be submitted to and approved by us in writing

Scale 1/100

Title / Description :

Proposed Plans

Project Address :

52 Camden Avenue
Hayes UB4 0PW

Scale of Drawing
1/100 @ A1

Drawing No
52 003

Drawn By
Sunny Bahia

Date of Proj
April 20

AsB Architecture Ltd
PLANNING - ENGINEERING - MANAGEMENT
Asbarchitectureltd@gmail.com
Office / Mobile - 07960 417 920