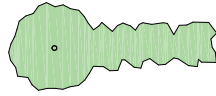


LEGEND

Extent of proposed building



Existing trees & planting to remain




Existing trees to be removed




Proposed new planting



Grassed areas



Raised patio area



LANDSCAPE SPECIFICATION

Landscaping generally to be carried out in accordance with BS.4428. All new trees to be supplied as selected standards unless otherwise noted.

Overall height 3.0-3.5m and 1.8-2.1m, straight stem to BS.3936 Part 1 1992. Trees supplied with bareroots with polythene wrapping or as noted otherwise, and planted in a min of 3.0 litres peat. Planting beds to be excavated and lined with screened topsoil enriched with peat free compost/fertiliser or similar manure 50mm deep, top dressed with 75mm deep forest bark mulch.

Site to be cleared of all builders rubble and rotavated levelled and tilled before planting commences. Front gardens to be turfed and rear gardens seeded.

All turfing to BS.3936 1990.

Pernicious weeds are to be treated with trans-located herbicide during growing season (spot treated).

Tree and shrub planting to BS.3936 Part 1 1992.

Sub-soil areas below planting to be de-compacted before planting commences.

Tree protection to be carried out in accordance with B.S.5837 2012.



DRIVEWAY SPECIFICATION

Driveway to be finished with permeable resin bound gravel.

Below the above you need a laying course of a 50mm depth of 6mm clean crushed stone, followed with a sub-base of a 200mm depth of 20mm clean crushed stone with well defined edges. (depth depending on soil conditions)

Crossover to be finished in permeable black tarmac. Construction specification in accordance with local authorities requirements.

SCALE BAR (m)



SCHEDULE OF IMPLEMENTATION

Please note ALL new planting is to be implemented between the months of November to March in the first planting season following the completion of works

PROPOSED PLANTING LEGEND

Fagus Sylvatica - Common Beech Hedging



Planted in double rows at 600mm c/c and staggered, height 500-750mm, pot size 4 litres.

Fagus Sylvatica (also known as the Common Beech or European Beech) is native to South Wales and the southern United Kingdom and belongs to the family of Fagaceae. This is a popular hedging variety of Fagus Sylvatica, which although deciduous, gets its new leaves early every year. In the autumn, its old leaves drop off very slowly, often remaining on the plant throughout the winter. These features make it suitable for hedging. In fact, beech is one of the most popular deciduous hedging plants in the UK. In the winter season we also have this plant available in bare root form.

Fagus Sylvatica produces new foliage between March and April each year. The shape of the leaves are ovate. New leaves emerge in spring in hues of beautiful green-yellow. As the foliage matures over the summer, the leaves become a deeper green. In autumn, they turn reddish-brown. Fagus Sylvatica is monoecious, meaning it produces both male and female flowers, which it produces during late April and May. Female flowers grow in pairs and are green. Male flowers are in the form of catkins and drape elegantly from long stalks. After the flowering period, edible beech nuts are produced, which these days, are mainly used to feed livestock. Whole enriched oil-nuts start forming in autumn, around September. The leaves of common beech take some time to decay completely.

Fagus Sylvatica can live for hundreds of years and is UK hardy for all regions of United Kingdom. Beech is wild-life friendly providing shelter and food for many species. It is not overly fussy about soil type but thrives in limestone or chalky soils.

D	30/07/2025	LA comments
C	14/07/2025	Patio amended
B	09/07/2025	Garage amended
A	07/07/2025	LA comments

rev:	date:	description:
scale:	1 : 250	A2 date: 13 / 01 / 25
drawing no:	1397 / P / 7 <sup>0</sup>	drawn: FJ
drawing:	PLANNING PROPOSALS LANDSCAPING LAYOUT	
project:	LAND AT 61 COPSE WOOD WAY, NORTHWOOD, MIDDLESEX, HA6 2TZ	
client:	MR & MRS SHAH	



DUSEK DESIGN ASSOCIATES LTD  
ARCHITECTURE + PLANNING

01895 831 103  
info@dusek.co.uk  
www.dusek.co.uk

print history: Wednesday, 30 July, 2025 11:31:43