

PARTY WALL NOTICES:
PLEASE NOTE THAT BEFORE BUILDING WORKS COMMENCES IT IS THE RESPONSIBILITY OF BUILDER OR OWNER TO SERVE PARTY WALL NOTICES TO ALL NEIGHBOURS

NOTE:

DIMENSIONS:
ALL DIMENSIONS TO BE CHECKED ON SITE. CONTRACTOR TO CHECK SITE THOROUGHLY BEFORE WORK STARTS & REPORT ANY DISCREPANCIES.

THIS DRAWING IS COPYRIGHT AND MUST NOT BE TRACED OR COPIED IN ANY WAY OR FORM IN PART OR WHOLE BY ANY MEANS WHATSOEVER WITHOUT PRIOR WRITTEN CONSENT AND MAY ONLY BE USED BY THE PRESENT OWNER IN RELATION TO THE PROPERTY AS REFERRED TO ON THE DRAWING. THIS DRAWING MAY BE COPIED BY AN AUTHORISED OFFICER OF THE LOCAL AUTHORITY WITH THE SOLE PURPOSE TO ASSIST IN THE DETERMINATION OF A PLANNING OR BUILDING REGULATIONS APPLICATION AND MAY NOT BE USED FOR ANY OTHER PURPOSE UNLESS OTHERWISE AGREED IN WRITING.

DIMENSIONS STATED ARE FOR GUIDANCE ONLY. CONTRACTOR TO VERIFY ALL BOUNDARY POSITIONS AND DIMENSIONS ON SITE PRIOR TO COMMENCING ANY WORKS MAKING WORKSHOP DRAWINGS OR OBTAINING ANY MATERIALS.

NOTE: NO CHECK DIMENSIONS OF THE SITE HAVE BEEN TAKEN AND ALL INFORMATION AND DETAILS HAVE BEEN PROVIDED BY THE CLIENT.

NO SITE SUPERVISION IS IMPLIED OR UNDERTAKEN UNLESS OTHERWISE SEPARATELY ARRANGED. THE DRAWING DOES NOT INDICATE THE EXTENT OF ANY EXISTING WORKS AND THE CONTRACTOR IS TO DETERMINE THIS PRIOR TO SUBMITTING A QUOTATION FOR THE WORKS OR COMMENCING ANY WORKS.

THE DRAWING DOES NOT INDICATE OR IMPLY THE STRUCTURAL CONDITION OF THE EXISTING PROPERTY. THE DRAWINGS HAVE BEEN PREPARED FOR ASSISTANCE IN THE PREPARATION OF DETAILS FOR PLANNING AND BUILDING REGULATIONS PURPOSES ONLY. NO CHECK DIMENSIONS HAVE BEEN TAKEN. ALL DETAILS HAVE BEEN PROVIDED BY THE CLIENT.

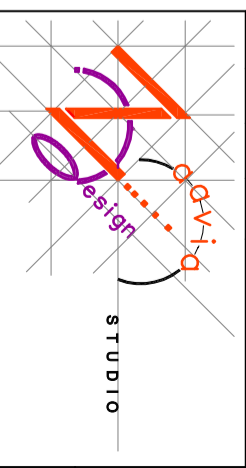
THE USE OF PERMITTED DEVELOPMENT RIGHT IN PROPERTY IS SUBJECT TO INFORMATION PROVIDED BY OWNER REGARDING THE STATUS OF PROPERTY AS A DWELLING HOUSE AND THE DWELLING NOT BEING IN A CONSERVATION AREA. ANY DEVELOPMENT WITHOUT A CERTIFICATE OF LAWFULNESS OR PLANNING PERMISSION IS SOLELY AT OWNER'S RISK.

LEGEND

- ⊗ = SMOKE DETECTOR WITH SOUNDER
- ⊕ = EMERGENCY LIGHTING TO BS5226: Part 1 1988
- ⊙ = HEAT DETECTOR
- FD30 = 30 MINUTE FIRE RESISTING DOOR AND FRAME



A	US	FIRST ISSUE
290426		
ISSUE	DATE	INITIALS
		GRID REF.
		DESCRIPTION



15 Yoxley Drive IG2 6PZ (020 8924 1441)

PROJECT
6 HALFORD ROAD
ICKENHAM UXBRIDGE
UB10 8PY

DWG TITLE
ROOF PLANS

CLIENT
MR. AHMED CHAUDHRY

DWG NO. ZAAV16HR/204

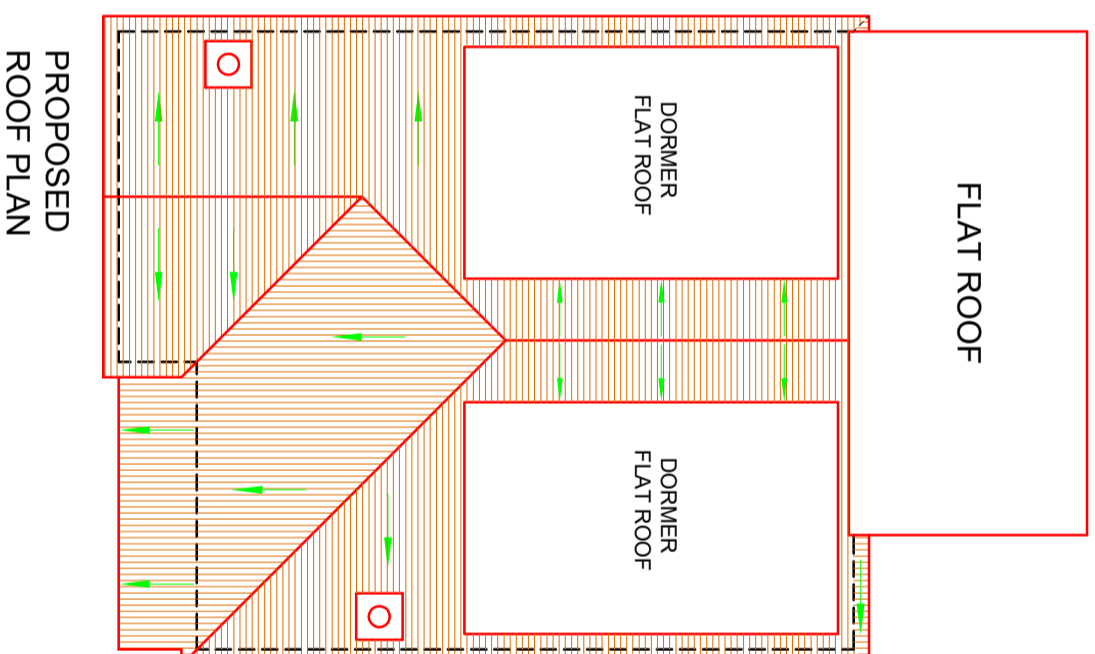
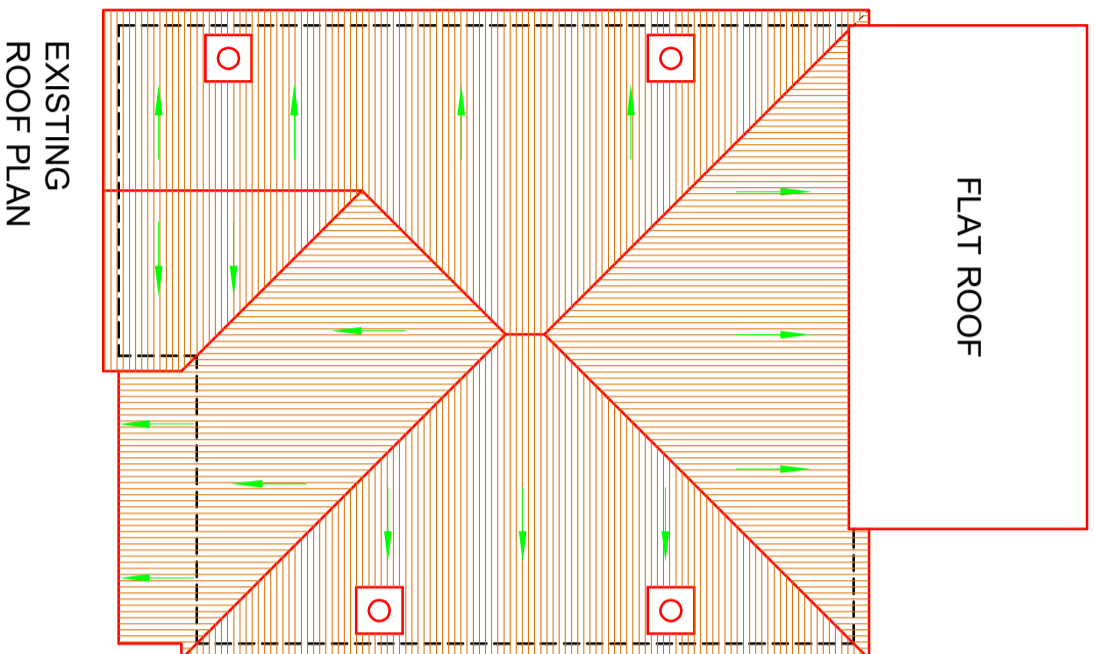
ISSUE

SCALE 1:100@A3

DATE 28 APR

DRAWN BY US

A



FLAT ROOF

FLAT ROOF

DORMER
FLAT ROOF

DORMER
FLAT ROOF

A B C D E F G H I J

1

2

3

4

5

6

7

8

1

2

3

4

5

6

7

8