Scale 1 : 100

Scale 1 : 50

Scale 1 : 1250

Scale 1 : 500

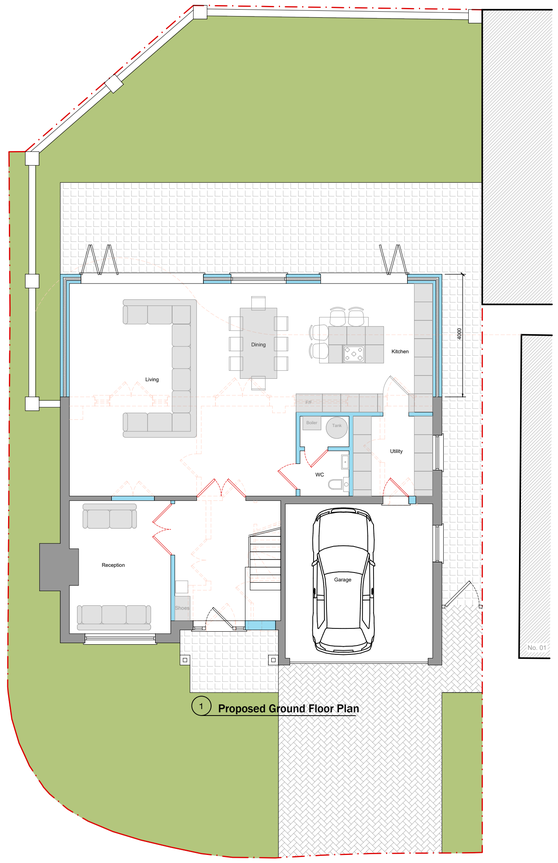

1 Proposed Ground Floor Plan

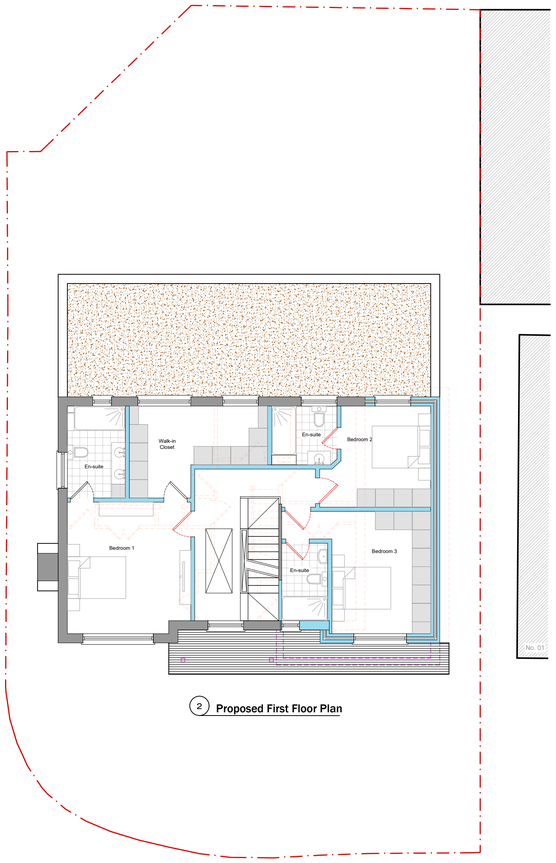

2 Proposed First Floor Plan

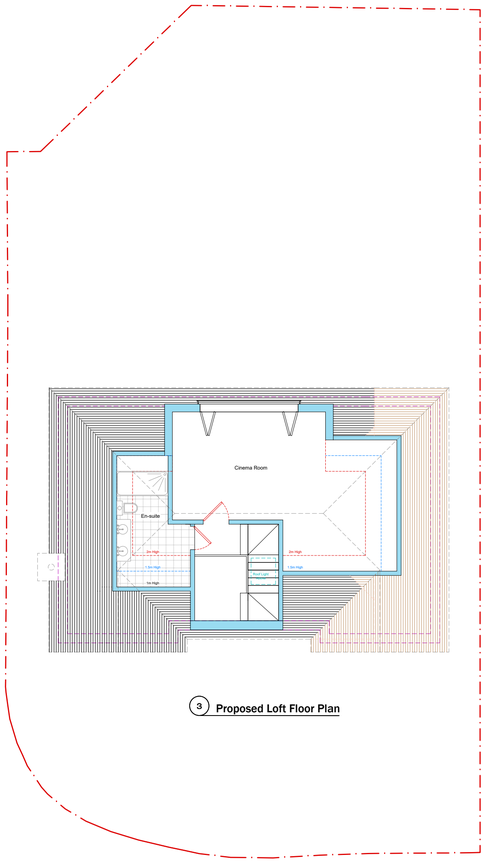

3 Proposed Loft Floor Plan

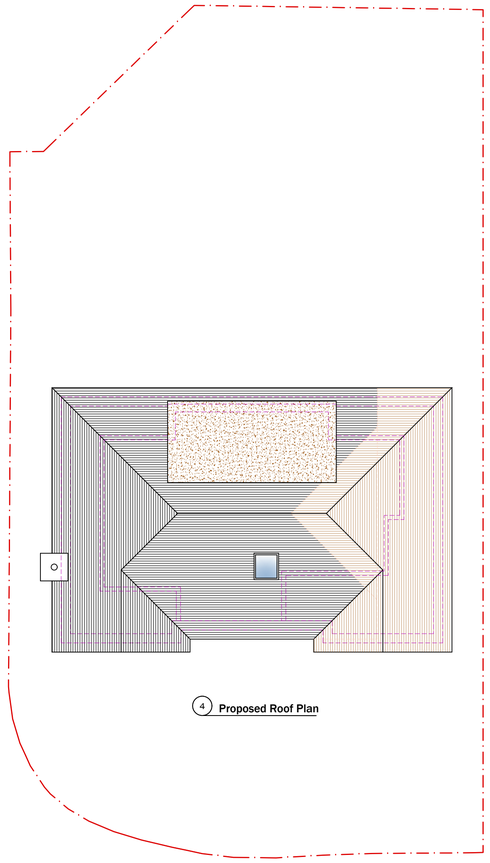

4 Proposed Roof Plan

Copyright in the design and this drawing is the property of AG Architructure. Reproduction in whole or in part is forbidden without written sanction of AG Archistructure.
This drawing must be read in conjunction with all other relevant documentation and drawings.

IMPORTANT NOTE :
This drawings is intended for the Local Authority Planning/ Building Control Department.All dimensions, levels,sizes,positions and locations of particulars as indicated on drawings are to be checked on site prior to the construction of the the proposed works by the Contractor.
The Contractor is responsible for ensuring compliance with the CDM Regulations, and appropriate Health & Safety on site precautions.
The Owner must obtain any necessary Party Wall Agreements, prior to engaging in the works on site.

Notes

General keys

- Boundary Line
- Existing Walls
- Proposed Wall
- Proposed Stud Wall
- Sound Sparating Wall
- Existing Glazing
- Proposed Glazing
- Existing Walls to be Removed
- RL Rooflight
- Permeable Driveway
- Permeable Paving
- Lawn
- Hedge
- Planting

Revision

Revision	Date	Description

Job Title
Double Storey Side & Rear Extension & Loft Conversion & Internal Alterations

Site Address
2 Heatherfold Way Pinner HA5 2LG

Drawing Status
Planning Issue

Drawing Title
Proposed Plans

Drawing Number
HW2-01-1003

Scale: 1:100
Revision: 1st

Paper Size: A1
Jul-26
Drawn By , Checked By: AG

COPYRIGHT© 2025

email: info@agarchistructure.com
www: agarchistructure.com
Tel: 07474115631

ArchiStructure
Architectural and Structural Design Consultants