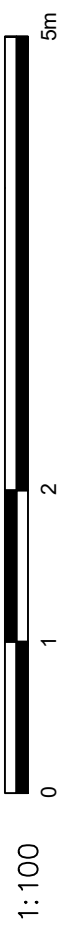

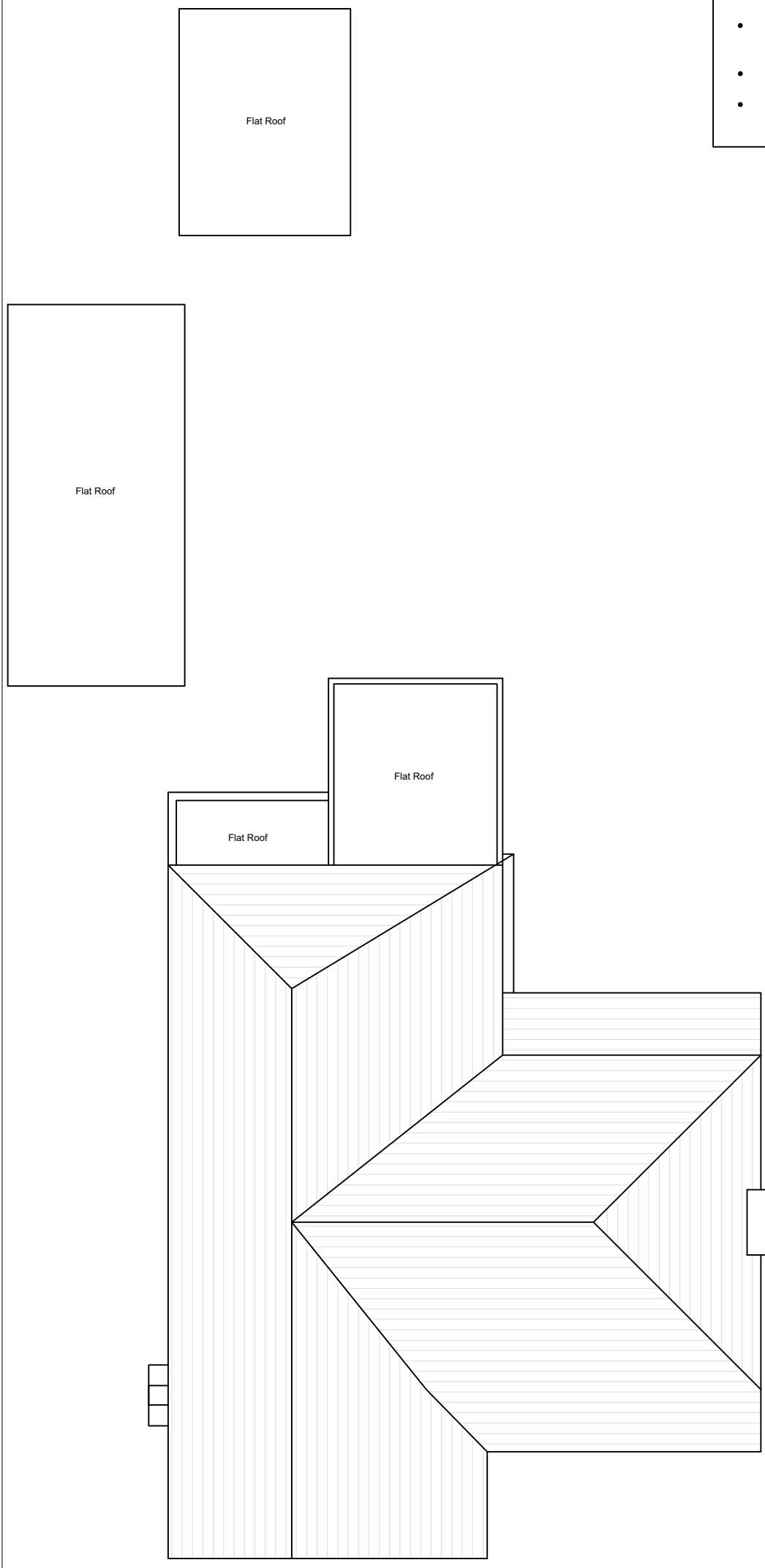
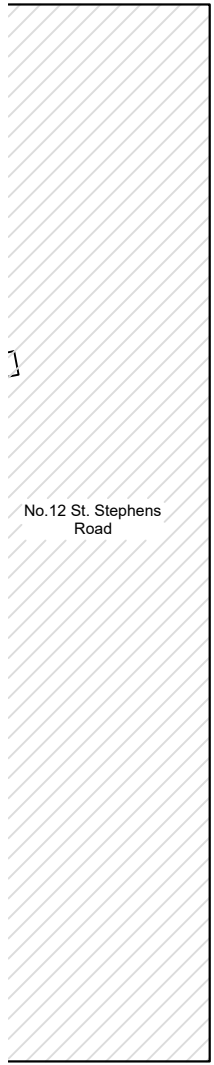


Ground Floor Plan  
1:100



**NOTES GENERAL:**

- Work to figured dimensions and relative position only, confirm to designer
- This drawing is to be read in conjunction with all relevant drawings, detailed specifications where applicable and all associated drawings in this series (if any)
- Any discrepancy on this drawing is to be reported immediately to Oakman Architecture Ltd for clarification
- The contractor is responsible for all temporary works and for the stability of the works in progress



<b>Project Address:</b> 10 St. Stephens Road Yewsey West Drayton UB7 7RL	<b>Client:</b>
--	----------------

**EXISTING**

<b>Drawing Number:</b> 2612-PL-002	<b>Scales:</b> 1:100 @ A3	<b>Rev. No.</b> —
---------------------------------------	------------------------------	----------------------