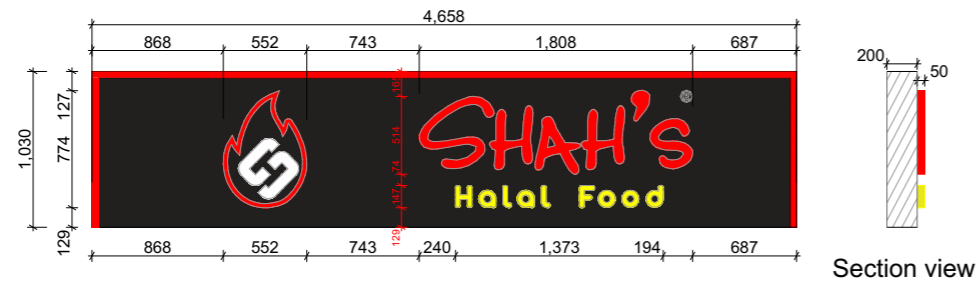


SIGNAGE 01 DETAILS

Internally illuminated sign
Front Facade



Fascia Height=1030mm
Fascia Width =4658mm
Fascia Depth =200mm
Height to the base of the Fascia=2540mm
Fascia Projection from the face of the building=50mm
Maximum height of the logo=774mm
Maximum height of the letters=514mm

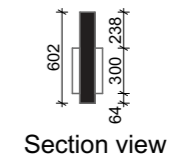
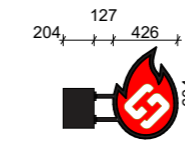
Materials
Aluminium signage Board RAL 9005 + 5cm Thick Contour
Frame RAL3024

Colours of text and background
Letters=Red - R:255 G:0 B:0/ Yellow - R225 G: 255 B:0
Frame shape= Gradient PMS 158C
Background = Black RGB 0,0,0

Luminance discharge Level =350 cd/m²

SIGNAGE 02 DETAILS

Double faced illuminated projecting signage

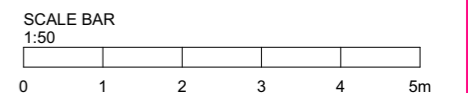


Projecting acrylic sign board (Externally illuminated)
Sign Height=604mm
Sign Width=426mm
Sign Depth=100mm
Height to the base of the projecting sign=2868mm
Projection from the face of the building=330mm

Colours of text

Black RGB 0,0,0
Red RGB 255,0,0
White RGB 255,255,255

Luminance discharge Level = 350 cd/m²



MEK TOWN PLANNING AND DESIGN CONSULTANTS LTD www.mektownplanningconsultants.co.uk Email: contact@mektownplanningconsultants.co.uk	DRAWING TITLE			PROJECT TITLE	TECHNICAL TEAM	
	SIGNAGE DETAILS				DISPLAY OF ONE INTERNALLY ILLUMINATED FASCIA SIGN AND ONE INTERNALLY ILLUMINATED PROJECTING SIGN	CAD TECHNICIAN:
14 CLIVE HOUSE, HADDO STREET, LONDON SE10 9RH. MOB. +447506208449	SCALE	DATE	DRWG NO.	SITE ADDRESS 115A, High Street Yiewsley West Drayton UB7 7QL		CIVIL / STRUCTURAL ENG:
	PAPER SIZE	REVISION NO_			CHECKED BY:	MOSES EKOLE
	A-3	-			PLANNING CONSULTANT	