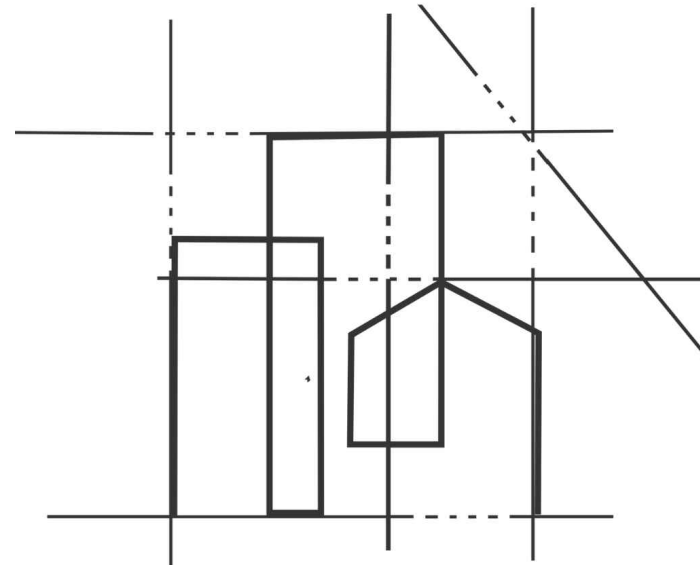


THE
PLANNING
STUDIO



Architectural Design
& Planning Services

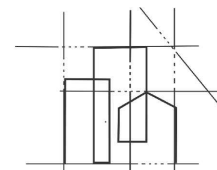
PROJECT

15 FOXFIELD CLOSE



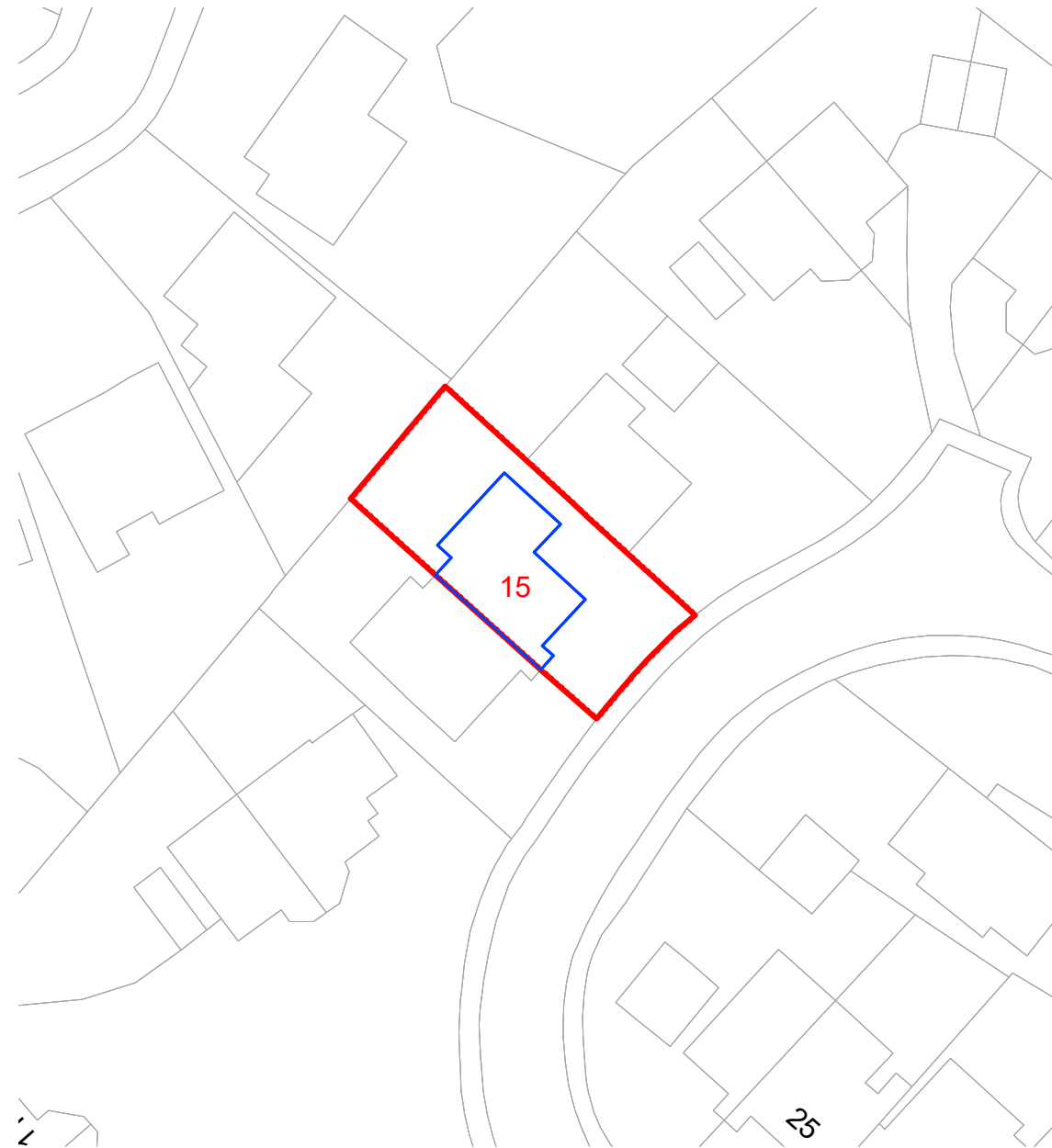
SCAN ME

SM LONDON
CONSTRUCTION

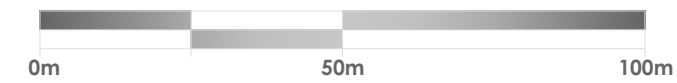
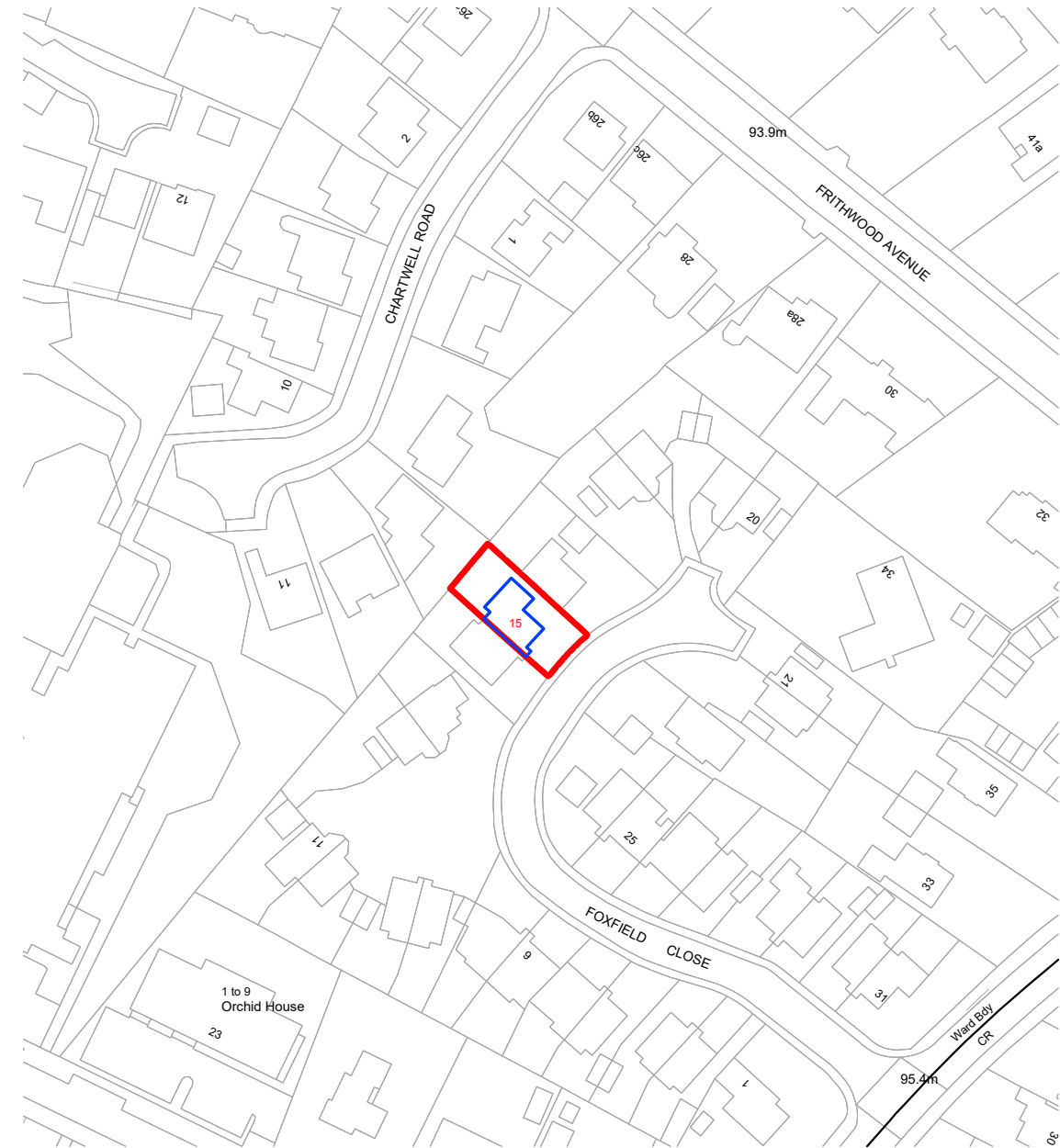
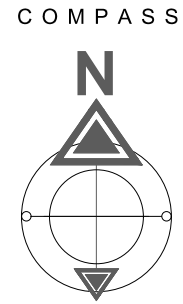


SCAN ME

THE
PLANNING STUDIO



SCALE : 1 : 5 0 0



SCALE : 1 : 1 2 5 0

STAGE No : 3

STAGE TITLE: Feasibility

DRAWING SCALE : @A3

DRAWING REF : ESP1

REV:00

DRAWING TITLE : EXISTING OS LOCATION/BLOCK/SITE PLAN

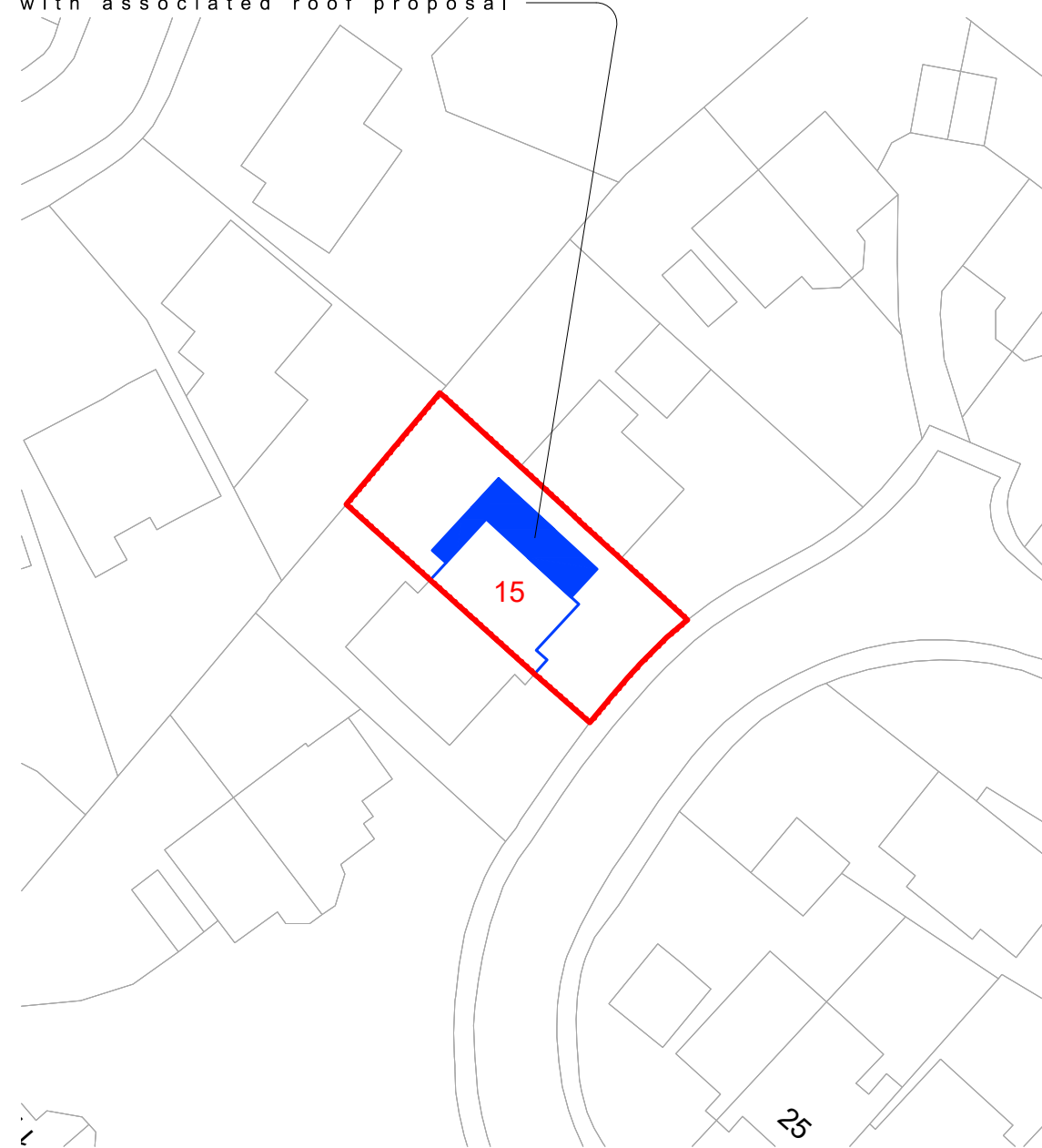
DATE : 2026.03.19

PROJECT REF: TPS - 1025 - 15 Foxfield Close



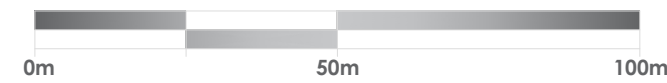
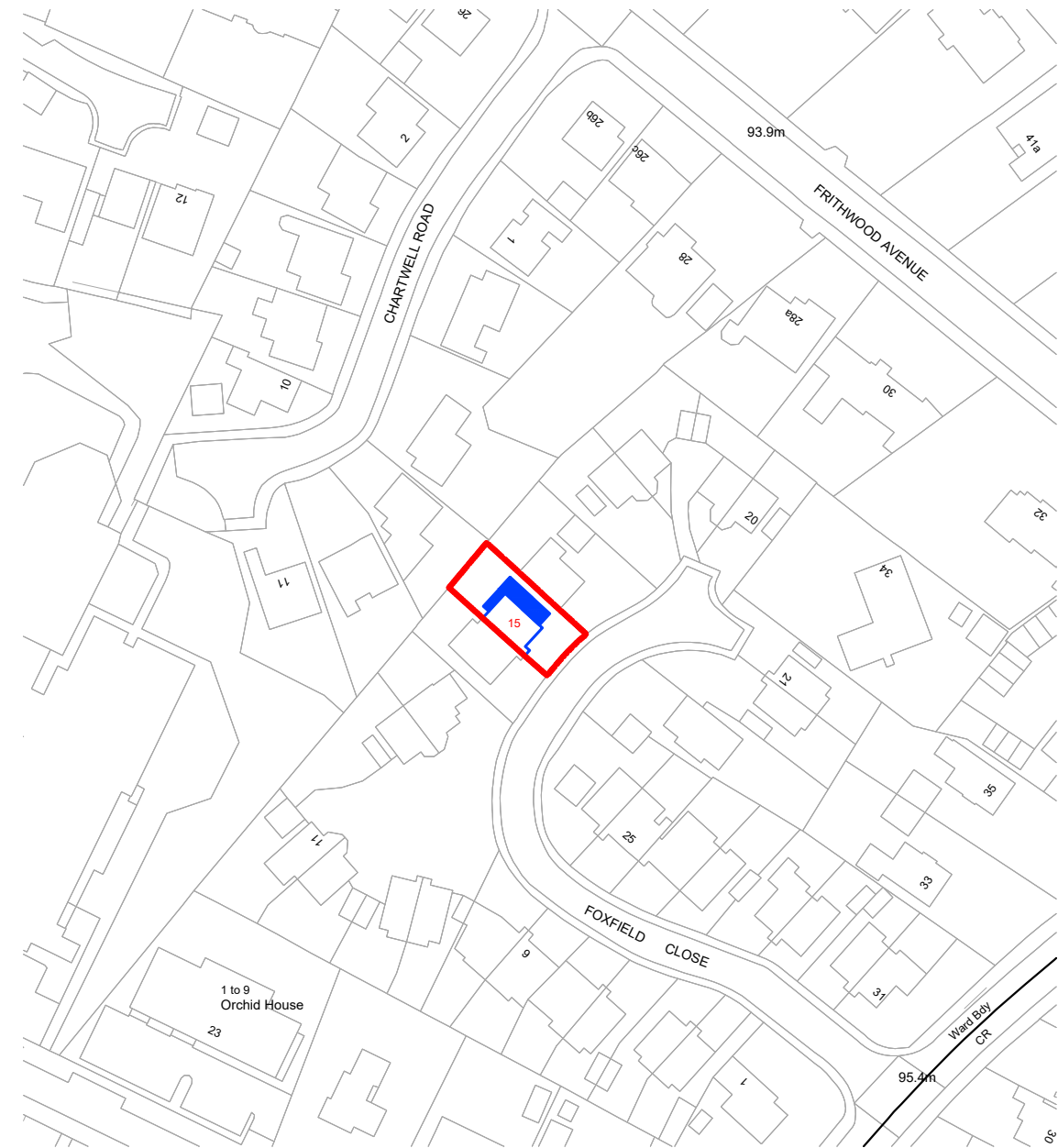
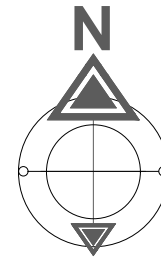
Notes: These drawings remain the copyright of The Planning Studio and may not be reproduced or copied without written consent. Do not scale these drawings; use figure dimensions only. Any discrepancies between the drawings and the actual site conditions must be reported to The Planning Studio immediately. These drawings should be read in conjunction with the structural and mechanical & electrical engineers' drawings. Dimensions critical to the existing building works must be verified on-site before construction begins, as certain assumptions have been made due to limited accessibility and anomalies in the existing building. A detailed examination of the floor and/or roof construction has not been possible (except at the positions described), as gaining access would have caused material damage. Therefore, no statement can be made about the condition of the unexamined structure, and assumptions have been made accordingly. All information, including dimensions, is provided for Planning submission purposes only, and any further use is not permitted unless agreed to in writing by The Planning Studio. The designer is not liable for any discrepancies or issues arising from conditions not examined or verified on-site. All drawings must be verified on-site prior to construction. The designer is not liable for any discrepancies between the drawings and actual site conditions. It is the responsibility of the contractor or relevant party to ensure the accuracy of measurements and verify all details before proceeding with construction. All interior components are for illustrative purposes only.

Proposed ground floor side extension
with associated roof proposal



SCALE : 1:500

COMPASS



SCALE : 1:1250

STAGE No : 3

STAGE TITLE: Feasibility

DRAWING SCALE : @A3


DRAWING REF : PSP1

REV:00

DRAWING TITLE : PROPOSED OS LOCATION/BLOCK/SITE PLAN

DATE : 2026.03.19

PROJECT REF : TPS - 1025 - 15 Foxfield Close



Notes: These drawings remain the copyright of The Planning Studio and may not be reproduced or copied without written consent. Do not scale these drawings; use figure dimensions only. Any discrepancies between the drawings and the actual site conditions must be reported to The Planning Studio immediately. These drawings should be read in conjunction with the structural and mechanical & electrical engineers' drawings. Dimensions critical to the existing building works must be verified on-site before construction begins, as certain assumptions have been made due to limited accessibility and anomalies in the existing building. A detailed examination of the floor and/or roof construction has not been possible (except at the positions described), as gaining access would have caused material damage. Therefore, no statement can be made about the condition of the unexamined structure, and assumptions have been made accordingly. All information, including dimensions, is provided for Planning submission purposes only, and any further use is not permitted unless agreed to in writing by The Planning Studio. The designer is not liable for any discrepancies or issues arising from conditions not examined or verified on-site. All drawings must be verified on-site prior to construction. The designer is not liable for any discrepancies between the drawings and actual site conditions. It is the responsibility of the contractor or relevant party to ensure the accuracy of measurements and verify all details before proceeding with construction. All interior components are for illustrative purposes only.