

Dimensions to be verified on site
DO NOT SCALE FROM THIS DRAWING.
Any areas indicated on this drawing are for guidance only. No responsibility is taken for their accuracy.

This drawing is the property of **Design Workshop Consultant Ltd**. Copyright is reserved by them and the drawing is issued on the condition that it is not copied, reproduced, retained or disclosed to any unauthorized person, either wholly or in part without the consent in writing of **Design Workshop Consultant Ltd**.

Site Address:

37 Westholme Gardens,
Ruislip
HA4 8QH

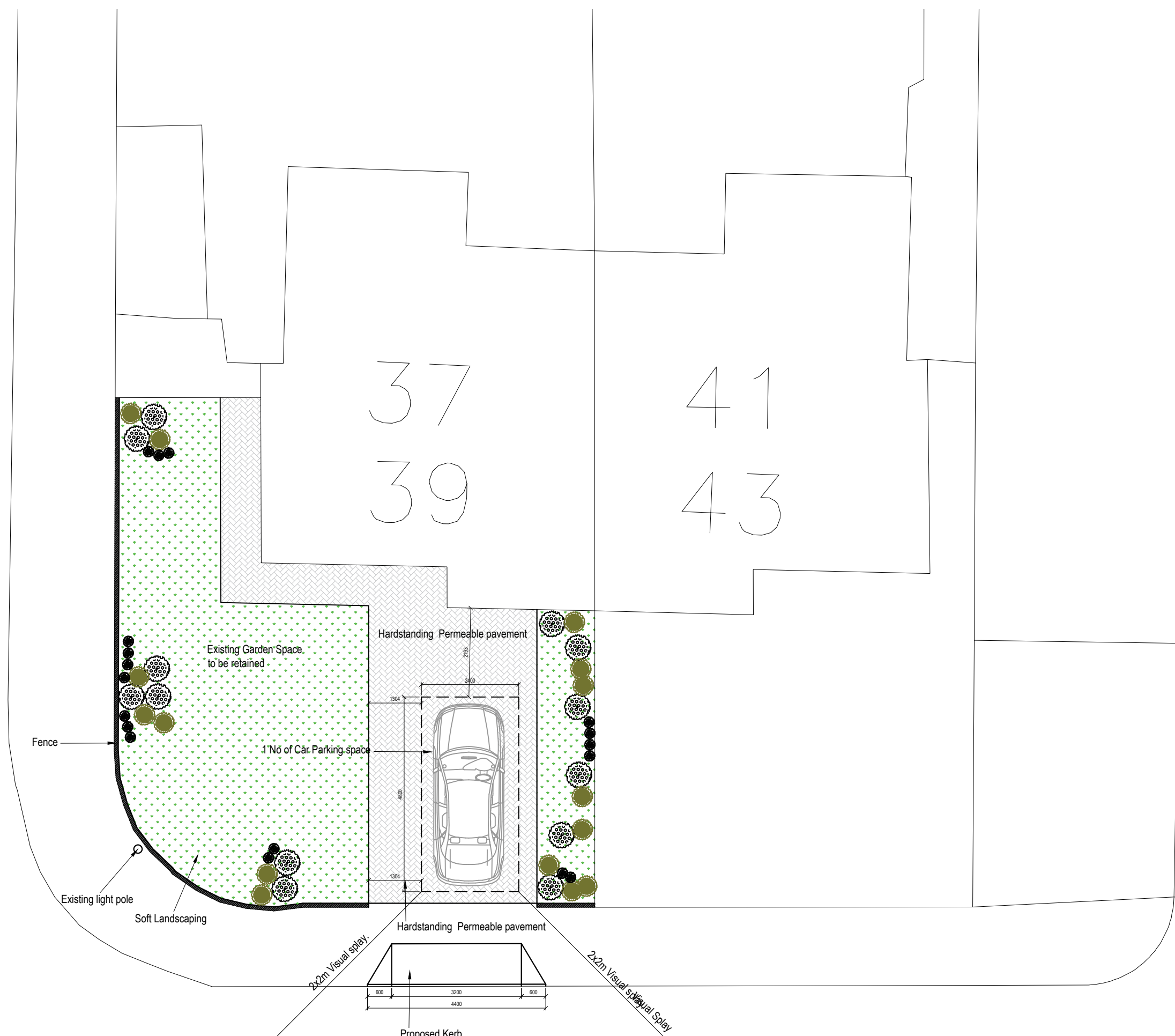
Title:

Proposed Drop kerb Plan

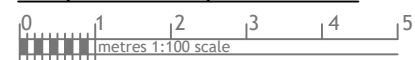
Scale: 1:100

Paper Size: A3


Rev	Date	Comments
A	08-04-26	Revisions made according to the comments received



Proposed Drop kerb Plan



Drawn By: VG
Job Ref: 26005
Date: Jan 2026
Drawing No. PL - 03REV-A



Dimensions to be verified on site
DO NOT SCALE FROM THIS DRAWING.
Any areas indicated on this drawing are for guidance only. No responsibility is taken for their accuracy.

This drawing is the property of **Design Workshop Consultant Ltd**. Copyright is reserved by them and the drawing is issued on the condition that it is not copied, reproduced, retained or disclosed to any unauthorized person, either wholly or in part without the consent in writing of **Design Workshop Consultant Ltd**.

Site Address:

37 Westholme Gardens,
Ruislip
HA4 8QH

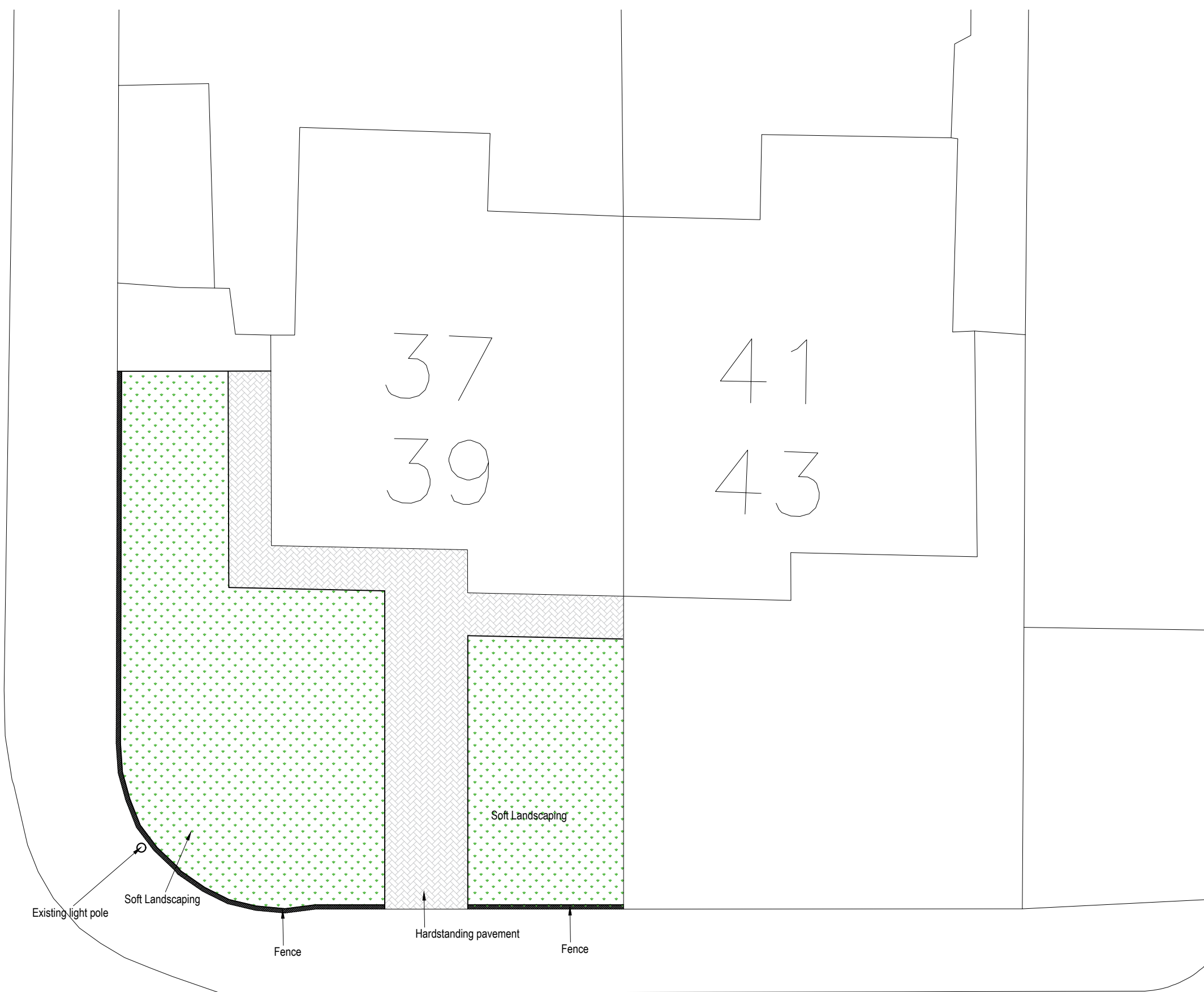
Title:

Existing Plan

Scale: 1:100

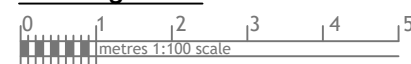
Paper Size: A3

Rev	Date	Comments
-----	------	----------




Existing light pole
Soft Landscaping
Fence
Hardstanding pavement
Fence
Soft Landscaping

Existing Plan



Drawn By: VG
Job Ref: 26005
Date: Jan 2026
Drawing No. PL - 02



Dimensions to be verified on site
DO NOT SCALE FROM THIS DRAWING.
Any areas indicated on this drawing are for guidance only. No responsibility is taken for their accuracy.

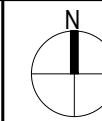
This drawing is the property of **Design Workshop Consultant Ltd**. Copyright is reserved by them and the drawing is issued on the condition that it is not copied, reproduced, retained or disclosed to any unauthorized person, either wholly or in part without the consent in writing of **Design Workshop Consultant Ltd**.

Site Address:

37 Westholme Gardens,
Ruislip
HA4 8QH

Title:

Block and Location
Plans



Scale: 1:500, 1:1250

Paper Size: A3

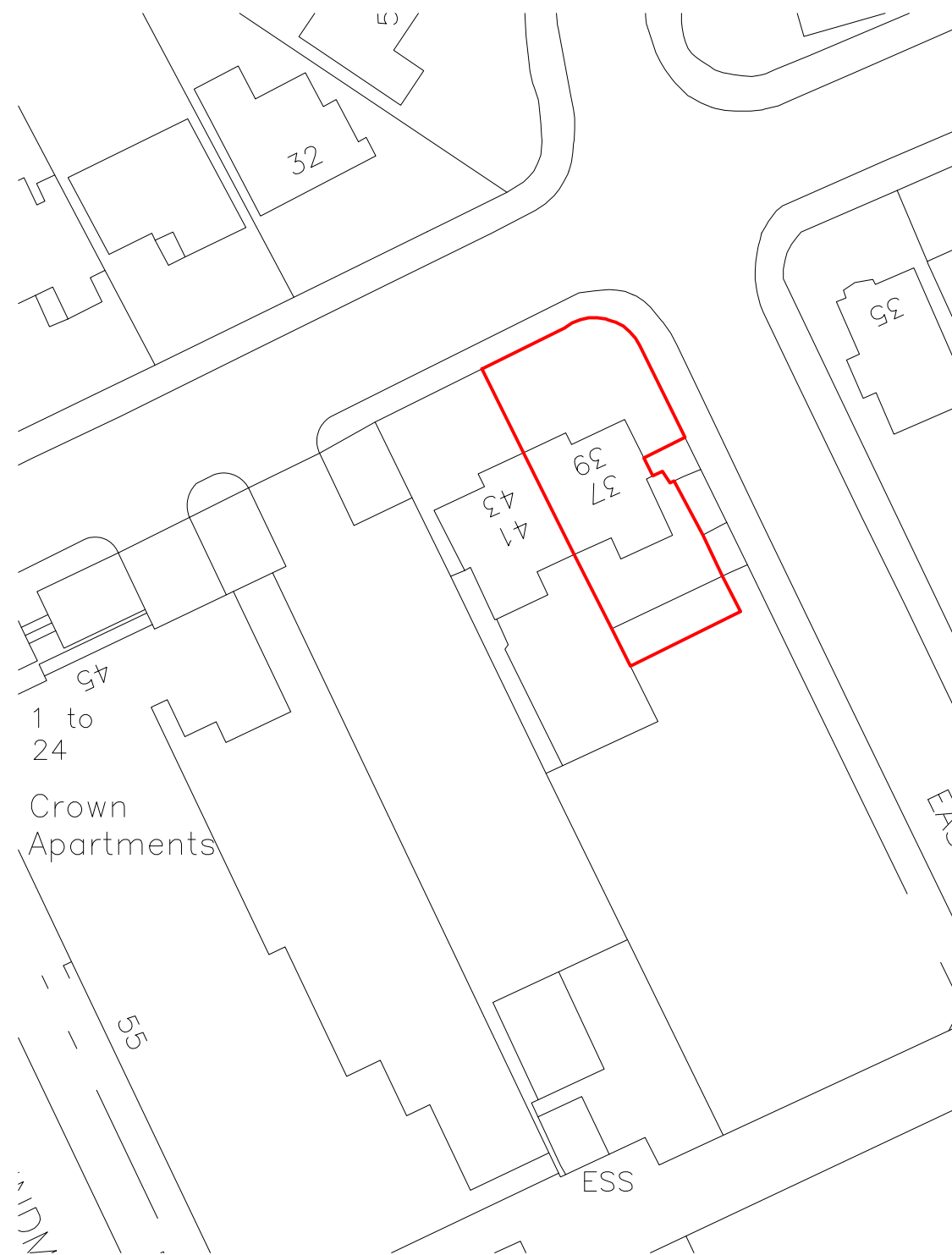
Rev	Date	Comments

Drawn By: VG

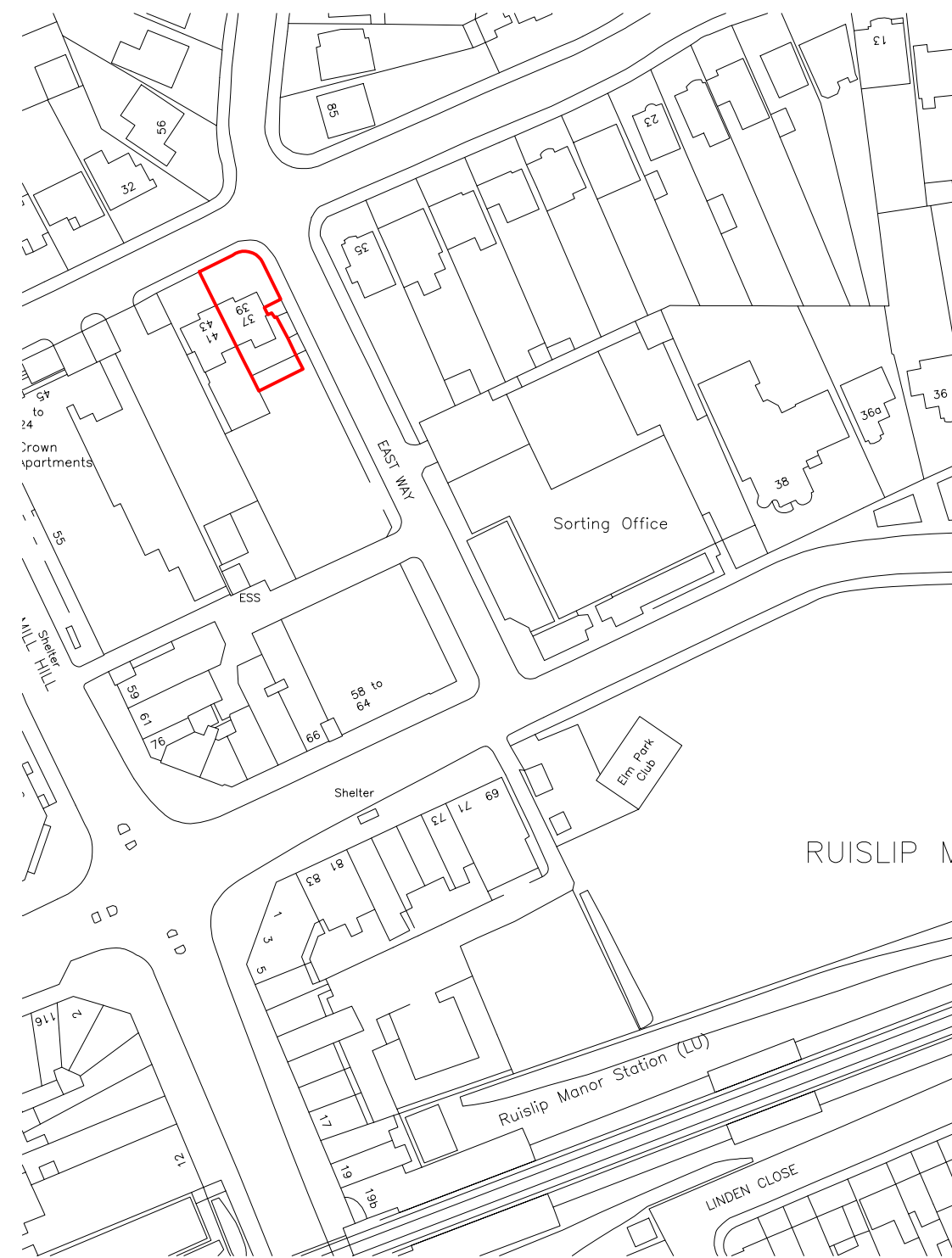
Job Ref: 26005

Date: Jan 2026

Drawing No. PL - 01



Block Plan



Site Location

