



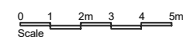


SCALE 1:1250



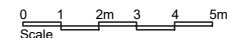
02 - EXISTING BLOCK PLAN

SCALE 1:250



03 - PROPOSED SITE PLAN

SCALE 1:200



- ## NOTES
- Dimensions are not to be scaled from this drawing by contractors. The contractor is requested to check all dimensions before the work started.
 - Report any discrepancies to the client or architect before undertaking the work described in the drawings.
 - Dimensions are approximate site dimensions and are to be verified by the contractor on site before any fabrication/site works i.e foundations etc occur
 - Contractor is responsible for all temporary propping to existing structure

[illegible]

FULL-PLANNING APPLICATION

DESIGN ENDEAVOURS LTD
M: 07869580774, 07824773079
E: design.endeavour@gmail.com

Project **247 WEST END ROAD RUISLIP**
LONDON , HA4 6QR

OS MAP, BLOCK PLAN & SITE PLAN

Scale as shown@A3	Drawn JTS	Approved	Date JUNE 25
Job No. DE-1258/25	Drawing No. PF-247 WR-01		Rev.