




8 Wingsfield Way

This drawing is © copyright JM Design Studio Ltd 2025. No unauthorised reproduction of any kind is permitted. No dimensions to be scaled from this drawing. Verify all discrepancies prior to construction. Immediately report any discrepancies on the document to JM Design Studio Ltd. This document shall be read in conjunction with all relevant Architectural, Structural, M&E, Public Health, Landscape, Civils and Interior Designer's drawings, schedules and specifications. All figures are approximate and have been measured and expressed in a manner as defined by the current edition of the RICS Code of Measuring Practice unless otherwise stated. Figures relate to the current stage of the project and represent the design intent only, if additional information is required please contact JM Design Studio Ltd.

KEY	
	Existing section
	Existing to be retained as it is
	Demolished

REVISION SCHEDULE		
1	Drawings created	14/03/2025
N°	Description	Issue Date

PROJECT NAME:	
6 Wingfield Way	
Ruislip	
DRAWING CREATED BY:	
JM Design Studio	
DRAWING TITLE:	
Existing Elevations	
DRAWING NUMBER:	
2507-JMDS-XX-DR-A-100-0030-1	

SCALE	PAPER SIZE:	
1:100	A3	
APPROVAL		
Created by:	Date	Checked by:
PS	22/03/2025	JM
Approved by:	Date	
JM	14/03/2025	

DRAWING STATUS:

S3_FOR REVIEW & COMMENT

