Low Shrubs Planting
Refer to 3309 Proposed New plants index

Root condition cg... Density 3 No per m2...
Size 5L...

Tall Shrubs Planting

Refer to 3309 Proposed New plants index

Climber:

Refer to 3309 Proposed New plants index

Root condition cg... Density 3 No per m2...
Size 5L–10L..

GRASS
Proposed seeding/turfing:
All planting areas for seeding/turfing, 100mm min. depth; 150mm preferred of clean top soil. Top soil: Good quality in accordance with BS3882:1994.
General purpose grade or better. Depths required: all planting areas 400mm, top soiled areas to be 30mm higher than footpaths and patios. Top soil to be evenly graded and free from subsoil, contamination and debris.

Plants and Planting:
All plant material to be supplied should comply with requirements specified in BS3936:1992.
All landscape works to be in accordance with British Standard BS428:1989 Code of Practice for General Landscape Operations.
To be planted within the first planting and seeding seasons following the completion of the development of the occupation of the building, whichever is the earlier period.
The position of services, paths, parking areas and so forth, may affect and slightly alter the exact position of planting.c

SPECIFICATION NOTES
–All planting and landscape operations should comply with the requirements specified in BS 3936 (1992)
–Nursery Stock Part One and BS 4428 (1989) Code of Practice for General Landscape Operations
–Existing levels to be preserved around existing trees and during construction to BS 5837.2012
–any necessary tree works to be carried out by an approved tree surgeon to BS 3998:2010
–All topsoiling work to comply with BS 3882:2007
–Trees to be anchored with Platipus Anchors or similar underground guy system
–All planting areas to recieve 50mm of premlum grade bark mulch
–Planting beds to recieve minimum 300mm of topsoil
–Lawn areas to recieve minimum 200mm of topsoil

Proposed seeding/turfing:
All planting areas for seeding/turfing, 100mm min. depth; 150mm preferred of clean top soil.
Top soil: Good quality in accordance with BS3882:1994
General purpose grade or better. Depths required: all planting areas 400mm, top soiled areas to be 30mm higher than footpaths and patios. Top soil to be evenly graded and free from subsoil, contamination and debris.

Plants and Planting:
All plant material to be supplied should comply with requirements specified in BS3936:1992.
All landscape works to be in accordance with British Standard BS428:1989 Code of Practice for General Landscape Operations.
To be planted within the first planting and seeding seasons following the completion of the development of the occupation of the building, whichever is the earlier period.
The position of services, paths, parking areas and so forth, may affect and slightly alter the exact position of planting.

Marshalls Brindle Porous block paviours on Granular Fill over Terram Permeable membrane.

Marshalls Indian Sndstone, Grey Multi

General specification

Imported topsoil to be general purpose to BS3882.

Tree pits to be 750x750x700mm.
shrubs planting areas 350mm depth of soil.
Lawn area – 150mm depth of soil.

All planting areas to be cultivated with incorporation of organic compost and slow release fertilizer.

On Completion, ornamental planting beds to be mulched with 50mm depth ornamental grade forest bark.

All trees to be double staked with 2 No. rubber trees ties per tree.

Works to be maintained for 24 months after practical completion.

Notes:

Proposed Shrub Planting

Shrub planting to be planted at a rate as shown in the plant schedule, to be planted in the first available planting season following the occupation of the building or the completion of the development (whichever is sooner), in a minimum 450mm depth of clean topsoil, with a minimum of 50mm approved bark mulch applied.

Proposed Hedgerow Planting

Hedgerow planting to be planted in double staggered row at a rate as shown in the plant schedule, to be planted in the first available planting season following the occupation of the building or the completion of the development (whichever is sooner), in a minimum 300mm depth of clean topsoil, with a minimum of 50mm approved bark mulch applied.

Proposed Seeding / Turfing

Seeding / turfing to be carried out in the first available seeding / turfing season following the occupation of the building or the completion of the development (whichever is sooner), in a minimum 150mm depth of clean topsoil.

Landscape Implementation Guidelines.

All hard and soft landscaping shall be carried out in accordance with the approved landscape scheme and shall be completed within the first planting and seeding seasons following the completion of the development or the occupation of the buildings, whichever is the earlier period.

All planting and landscape operations should comply withm the requirements specified in BS 3936 (1992) Nursery Stock Part One and BS 4428 (1989) Code of Practice for General Landscape Operations (excluding hard surfaces) Any plant species shown on the approved landscape scheme which within a period of 5 years from the completion of the development dies, is removed or in the opinion of the LPA becomes seriously damaged or diseased shall be replaced in the same place in the next planting season with identical species unless the LPA gives written consent to any variation.

General Maintenance Notes.

– All planted areas to be forked through regularly to keep soil loose and aerated.

– All litter and debris to be removed from landscaped areas and carted off site.

– Plants re–firmed and straightened as required.

– Plants shall be pruned to promote healthy growth and to remove dead and diseased wood.

– Watering as required to maintain healthy growth.

Additional Notes.

– Existing levels to be preserved around existing trees and vegetation to be retained.

– Existing trees and vegetation to be retained are to be protected during construction to BS 5837.2012

– Any necessary tree works to be carried out by an approved tree surgeon to BS 3998.

– Trees, hedges and shrubs shown to be retained on the approved plan shall not be damaged, uprooted, felled, lopped or topped without the prior written consent of the local planning authority.

Hedge Maintenance

Weeding – Weed control for the first five years is essential for the hedge to
establish properly. The cultivated strip should be kept completely free of weeds to
allow the hedge to establish, and in addition check that growth to either side of the
strip is not encroaching on the hedge.
Pull up any visible weeds, to maintain the original planting strip bare of all growth
other than the hedge.

Mulching – The mulch layer should entirely cover the surface of the cultivated strip
to suppress weed growth and retain soil moisture by reducing evaporation.

Pruning – Correct pruning of the young hedge plants is important to stimulate the
development of lateral buds, which produce the dense bushy growth required of
hedges. Pruning also stimulates root growth, which helps the plant establish. It is
essential for the hedge plants to be pruned in each of the early years to ensure
strong, bushy growth.

Hedging.
After planting, cut back the leading shoots and longer side–shoots by one–third. Trim
their sides during the first summer to encourage dense growth. Repeat the process
in the second winter to thicken up the base of the hedge.

Subsequent pruning

Annually in June and again in August as required to maintain form, clip to a tapered

Newly–planted hedges should be pruned or trimmed carefully for the first two to
three years after planting, in order to promote dense, bushy growth, particularly at
the base of the developing hedge. Hand trimming is the best method of trimming
and pruning newly planted hedges, which produce soft whippy growth that can be
easily torn by a flail. Hand trimming allows selective pruning of growth, and can be
combined with a careful check of the hedge for weeds, failed hedge plants or other

Watering – The new hedge plants shall be watered throughout the spring and
summer following planting at regular intervals to field capacity to maintain healthy
growth.

Wind – Re–firm hedging at regular intervals

Failures – Any plants that die in the first five years shall be replaced with identical
species of the same size in the first following planting season.

Litter – Remove litter and arising's from in and around the hedge.

Tree Works Notes

All tree works to be undertaken in accordance with BS 3998:2010 'Treework – Recommendations'.
All pruning cuts to be made at suitable growing points, in line with the principles of natural target pruning.
(In accordance to the current proposed design layout provided).

Passive electrical vehicle charging point (2 vehicles). Second vehicle connection ducted under foot path.

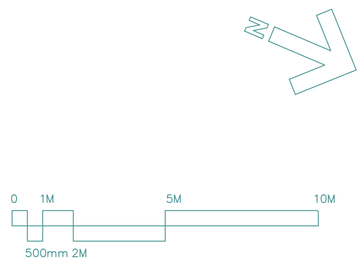

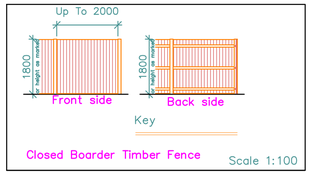

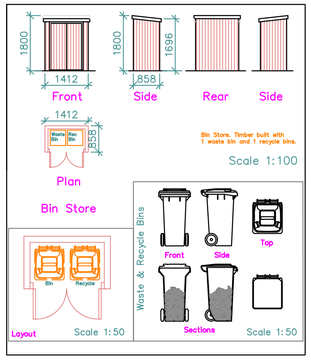

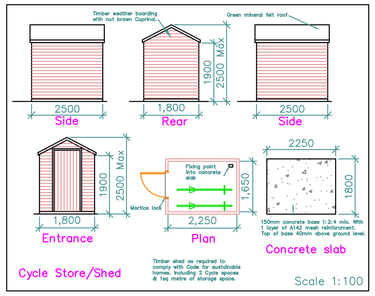

1. Do not scale from this drawing.
2. All dimensions to be checked on site before ordering materials or commencing work.
3. In case of discrepancies in drawings, calculations or details refer to TOWERS ASSOCIATES. for clarification: Unilateral decisions by contractors will not be accepted.
4. For any information not covered by these drawings refer to TOWERS ASSOCIATES. for clarification: Unilateral decisions by contractors will not be accepted.
5. The contractor must ensure that work is being carried out to the latest revisions of all the working drawings.
6. It is the contractors responsibility to inform the local authority before work commences on site, and at all prescribed stages of work. All to the District Surveyors satisfaction.
7. If work commences on site before full plans approval has been given, TOWERS ASSOCIATES accept no responsibility for any additional work or materials that the District Surveyor may require.
8. This drawing and all copies produced there from remain the copyright and property of TOWERS ASSOCIATES it may only be reproduced by TOWERS ASSOCIATES and all copies must be returned to TOWERS ASSOCIATES if demanded.

By using this drawing the user and his or her employer signify their agreement of the above terms and conditions.

REV.	DATE	DESCRIPTION

JOB
Land beside 20 Belmont Close, Uxbridge. UB8 1RF.

TITLE
Proposed Landscaping Notes

DRG. No. 3309–10 REV. –

SCALE. 1:100 | © Copyright 2023 | DRN. BY JV
DATE APR 23
CHECKED PDN
DATE APR 23

TOWERS ASSOCIATES LTD
Harefield Oil Terminal, Harvil Rd, Harefield, MIDDX. UB9 6JL.
TEL. 01895 812822
WEB. www.towers.ltd