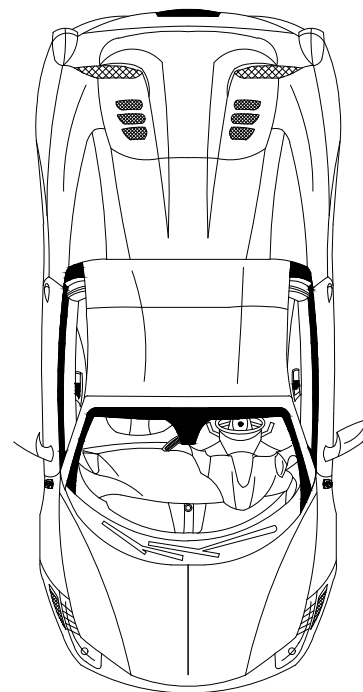
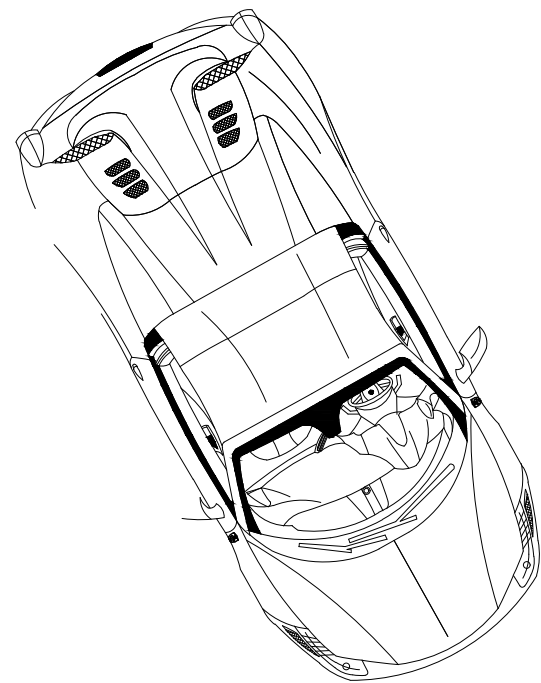
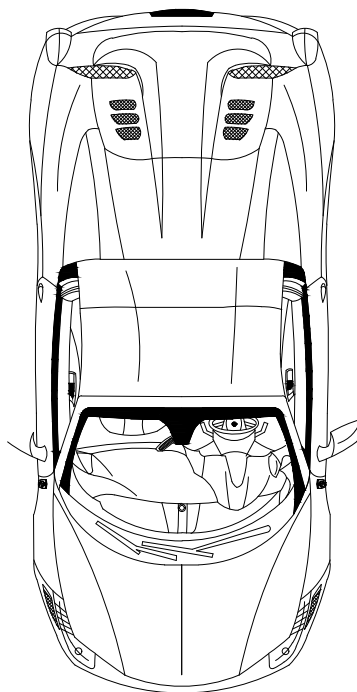
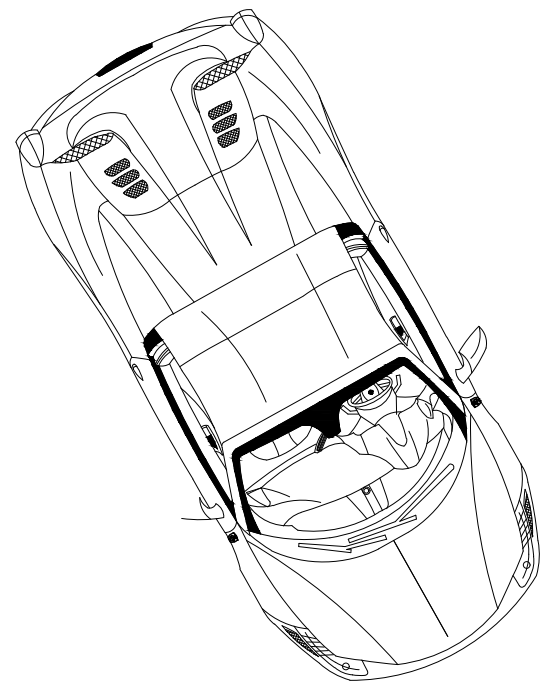


ELEVATION D

ELEVATION C

ELEVATION C

ELEVATION B



EXISTING GROUND FLOOR PLAN

FAMILY ROOM

WC / SHOWER

KITCHEN

LIVING ROOM

DINING ROOM

LIVING ROOM

DINING ROOM

STUDY

WC/SHOWER

UTILITY

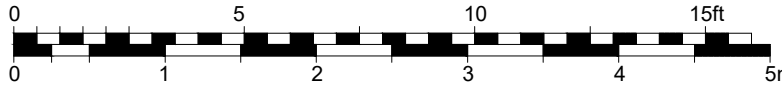
KITCHEN

## General Notes

© ABAY ARCHITECTURE RIBA

All dimensions and levels to be checked on site and any discrepancies to be reported to the architect before construction.

Written dimensions to be taken in preference to scaled dimensions.



Rev	Date	Amendment
-----	------	-----------

### CLIENT

44 and 46 THE GROVE  
ICKENHAM  
UB10 8QL

### PROJECT

EXISTING

GROUND FLOOR PLAN

### DATE

01.09.24

### SCALE

1:50 @ A1

### DRAWN

NA

### REV

### DRAWING NUMBER

1507-P-021

Neha Abayawardana RIBA  
abay.architecture@yahoo.com

ABAY ARCHITECTURE