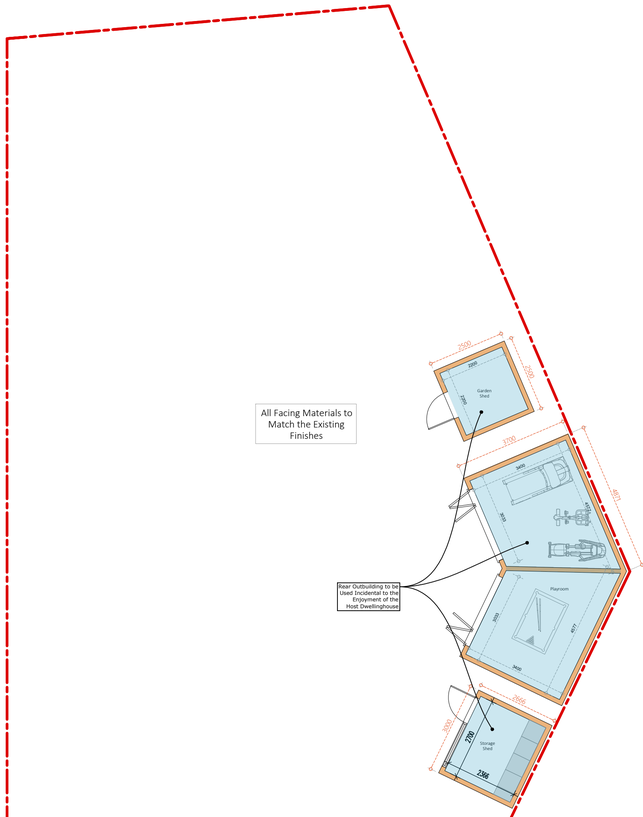

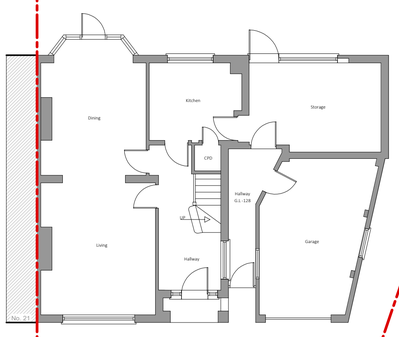

3 **Proposed Ground Floor Plan**

Scale 1/100

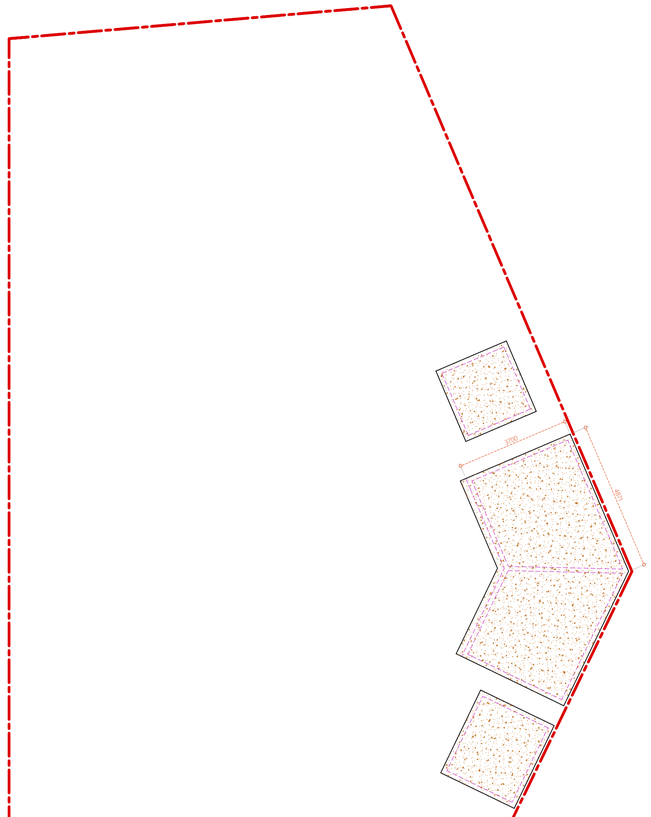

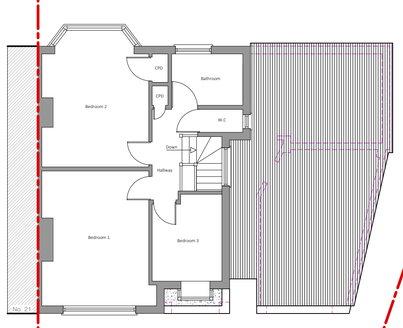

4 **Proposed First Floor Plan**

Scale 1/100

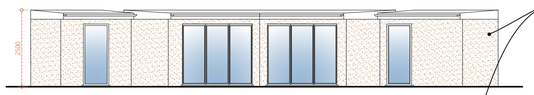

5 **Proposed Front Elevation**

Scale 1/100

Showing Rear Outbuilding

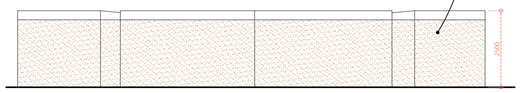

7 **Proposed Rear Elevation**

Scale 1/100

Showing Rear Outbuilding

Rear Outbuilding to be Used Incidental to the Enjoyment of the Host Dwellinghouse

All Facing Materials to Match the Existing Finishes

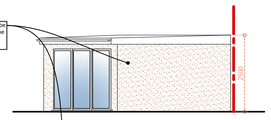

6 **Proposed Side Elevation**

Scale 1/100

Showing Rear Outbuilding

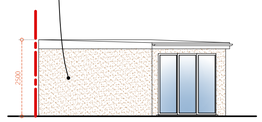

8 **Proposed Side Elevation**

Scale 1/100

Showing Rear Outbuilding

Legend:
- Existing
- Proposed
- Removed
- Boundary Line
- Sound Separating Wall
- Paving
- Lawn
- Proposed Extension
- Digital Scan Data

PARTY WALL ACT 1996
OWNER/S MUST ENSURE ALL
PARTY WALL AGREEMENTS
ARE IN PLACE BEFORE
ANY BUILDING
WORKS ARE TO COMMENCE

IMPORTANT GENERAL NOTE
The specification is to be read in conjunction with the plans/section details, and any discrepancies must be brought to our attention.
All work is to be carried out to the Local Authority Planning and Building Regulations Approval, and the Codes of Practice and British Standards as necessary.
All dimensions, levels, sizes, positions and locations of particulars as indicated on drawings are to be verified by the appointed Contractor on site prior to engaging in the works. Any discrepancies to be reported to the Architect/Surveyor/Engineer or responsible person's immediately.
The Contractor is responsible for ensuring compliance with the CDM Regulations, and appropriate Health & Safety on site precautions.
The Client/Building Owner must obtain any necessary PARTY WALL AGREEMENTS, prior to engaging in the works on site.

Revision	Date	Description

Paper: A1
Scale: 1:100
Revision: 1st

Drawn By: AAP
Checked: AP
Drawing Status: Planning Issue
Date: Sep-25

DontMoveExtend.com®
Planning Permission Specialists

Project: 23 Bridle Road, Pinner, HA5 2SL

Title: Proposed Plans & Elevations

Drawing No: BR23-MDF-1002

COPYRIGHT© 2025
DontMoveExtend.com and the Red Box are Registered Trade Marks Of Construct 360 Ltd