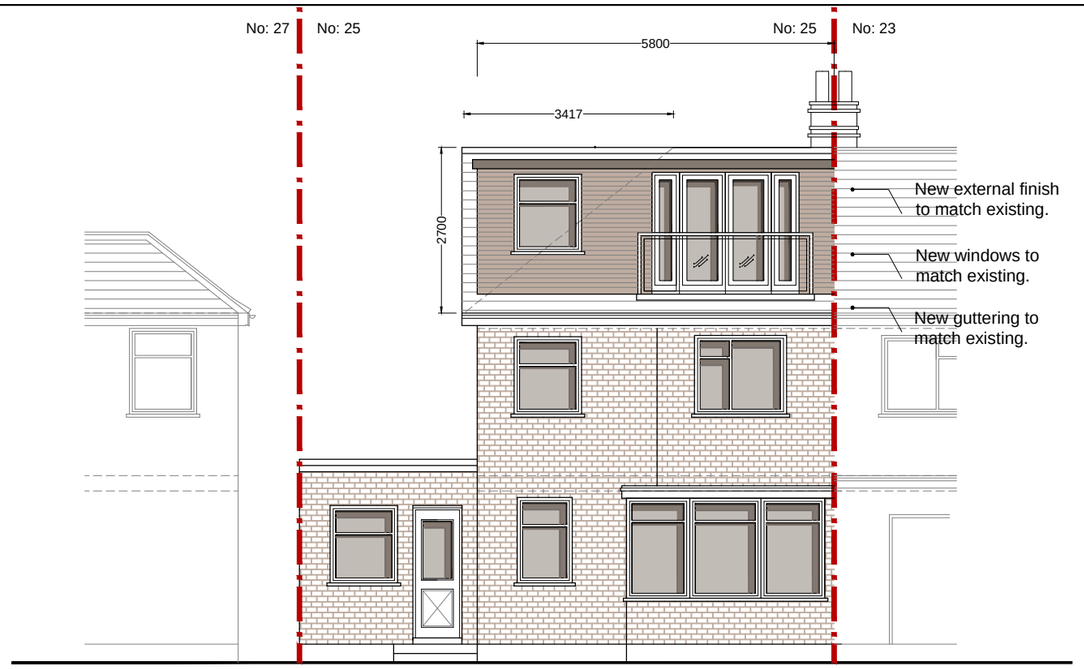

PROPOSED REAR ELEVATION

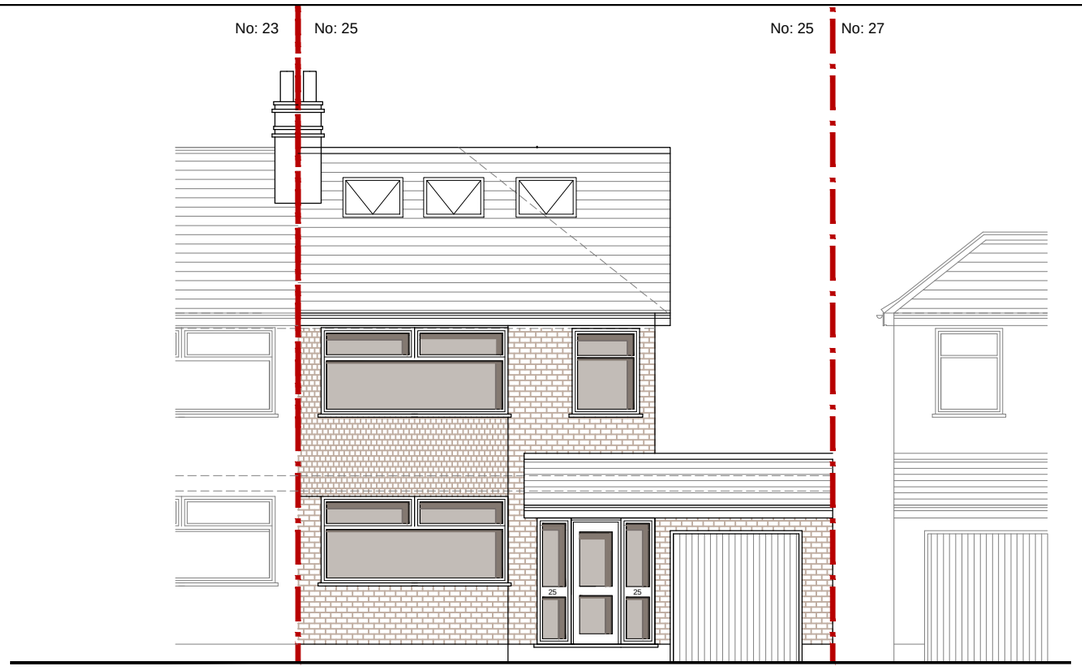

PROPOSED FRONT ELEVATION

Velux Windows:
The alteration would not protrude more than 0.15 metres beyond the plane of the slope of the original roof when measured from the perpendicular with the external surface of the original roof;

The window in the side elevation be obscured glazed and fixed shut to 1.7 M above finished Floor Level.

DORMER-01
(3.4X 2.2X 5.8)/2 = 21.7 M3

Hip to Gable
(3.4 X 2.7 X 6.8)/6 = 10.4 M3

TOTAL VOLUME
21.7 + 10.4 = 32.1 M3

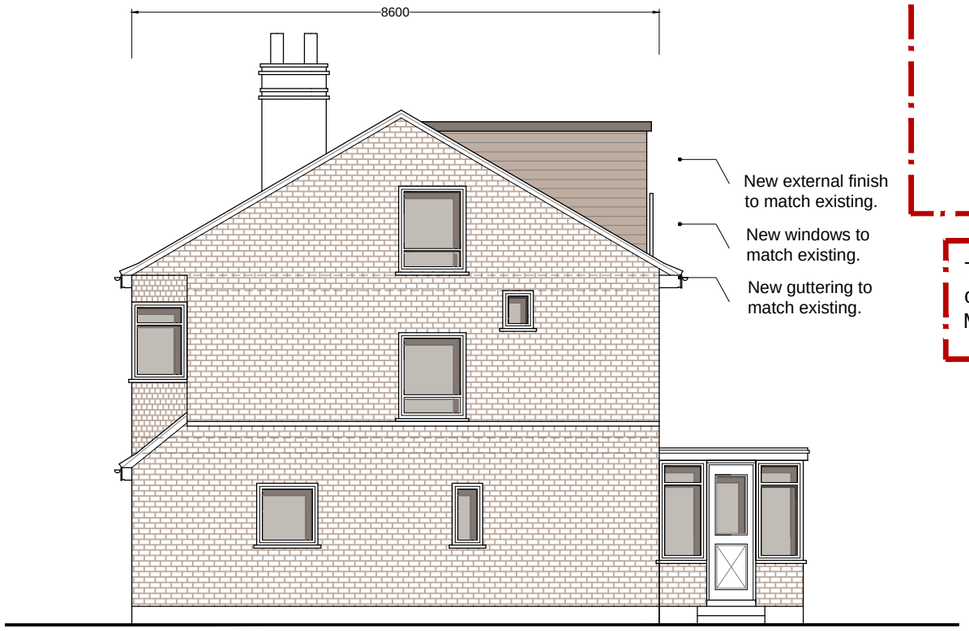

PROPOSED SIDE ELEVATION-01

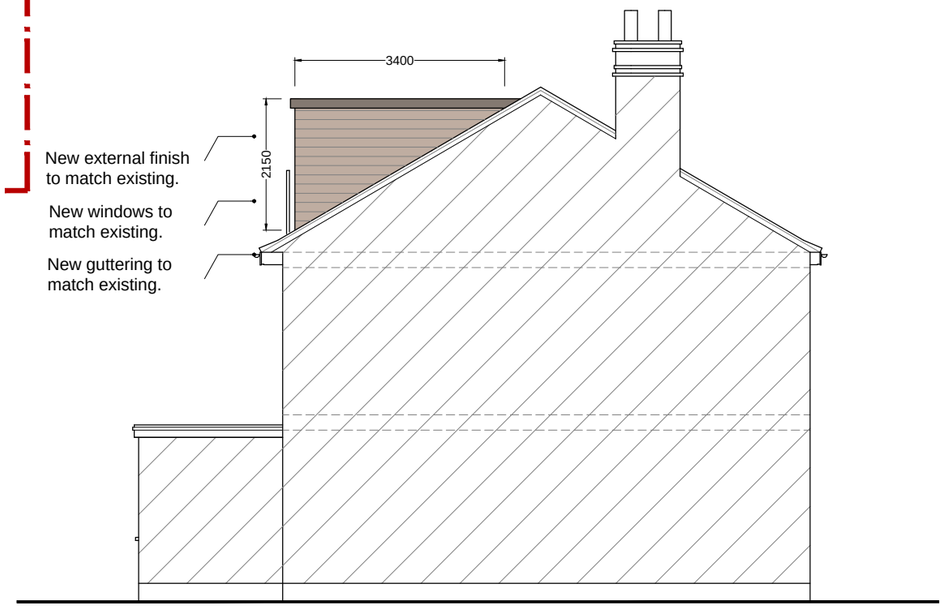

PROPOSED SIDE ELEVATION-02

REV	DATE	NOTES

CLIENT
MS DHRUTI JOSAN

DRAWINGS TO BE READ IN CONJUNCTION WITH RELEVANT DRAWING AND SPECS. DRAWINGS NOT TO BE SCALED. FIGURED DIMENSIONS ONLY. ANY DISCREPANCIES ARE TO BE POINTED TO THE ARCHITECT. THE ARCHITECT IS NOT LIABLE FOR ANY FAULTS NOT RAISED. DRAWINGS NOT TO BE SCALED FOR LAND TRANSFER PURPOSES

PROJECT
25 CHARLBURY ROAD
ICKENHAM UB10 8EY

DRAWING TITLE
PROPOSED ELEVATIONS

SCALE 1:100@A3
DATE AUG 17
DRAWN WN
DRAWING NO. 04
REV.

0 1 2 3 4 5
Meters @ 1:100 @ A3

AARKZ Design Associates
96 CAMBRIDGE ROAD,
ILFORD, IG3 8LY
TEL: 0750 645 9645
E.mail: aarkzdesign@gmail.com