

This document is brought to you by



01371 850537 / info@ohel.co.uk / www.ohel.co.uk



Domestic

Wastewater Treatment

SOLIDO – The Natural Solution



The SOLIDO.

A simple and professional solution for domestic waste water treatment.

The **SOLIDO** treatment plant draws upon SBR technology to better manage the treatment process required to clean wastewater.

SBR stands for "sequence batch reactor", in essence, it treats the water in batches rather than constantly. The result of this batch process is much lower power consumption, very high treatment efficiency and much less risk of shock from extra usage (a party or guests staying for the weekend for example).

The SOLIDO uses no filter material or rotating discs. This is a huge benefit in the long term as there is no risk of blockages and never any need to replace filter material.

The SOLIDO is perfect for domestic houses, but also highly suited to commercial buildings like pubs or restaurants due to its ability to manage peaks, and fluctuating usage.

EN12566-3 type tested, and treating water to a higher level than required by current UK standards. It is better for you, and better for the environment.

Inconspicuous Design

There are many sewage systems on the market today, but the SOLIDO is the only one that has been designed with both the end user and the installer in mind. Impact on your garden is minimised during installation, and we regularly see systems being fully installed within a day or two.

Because no concrete has been used, the installer can clear up and make good of the ground far faster and easier than a system designed from a GRP tank.

With the SOLIDO, there are no dome lids, or large vent pipes and the compressor is housed under our walk on lid. The fresh air intake can be hidden up to 10m away from the treatment plant.

A true step forward in domestic sewage treatment.

BENEFIT FROM YEARS OF EXPERIENCE

Your quality assurance guaranteed

Rewatec GmbH has been manufacturing tanks and designing rainwater & wastewater systems for over 20 years. Each year we produce over 20,000 tanks, and over 3500 sewage treatment systems.


Our focus on quality and innovation in tank building and waste water treatment has put us at the fore front of current technology. Backed with our award winning "ethics in Business" and coupled with the knowledge and skills of our qualified Rewatec installers here in the UK, you're in very safe hands.

Reduced Noise Pollution

The compressor is housed in a sealed capsule under our dual skinned lid, once the lid is shut, no noise from the compressor can be heard at all. You can enjoy those peaceful summer evenings again without the constant humming sound of your treatment plant, hardly knowing it is there at all.



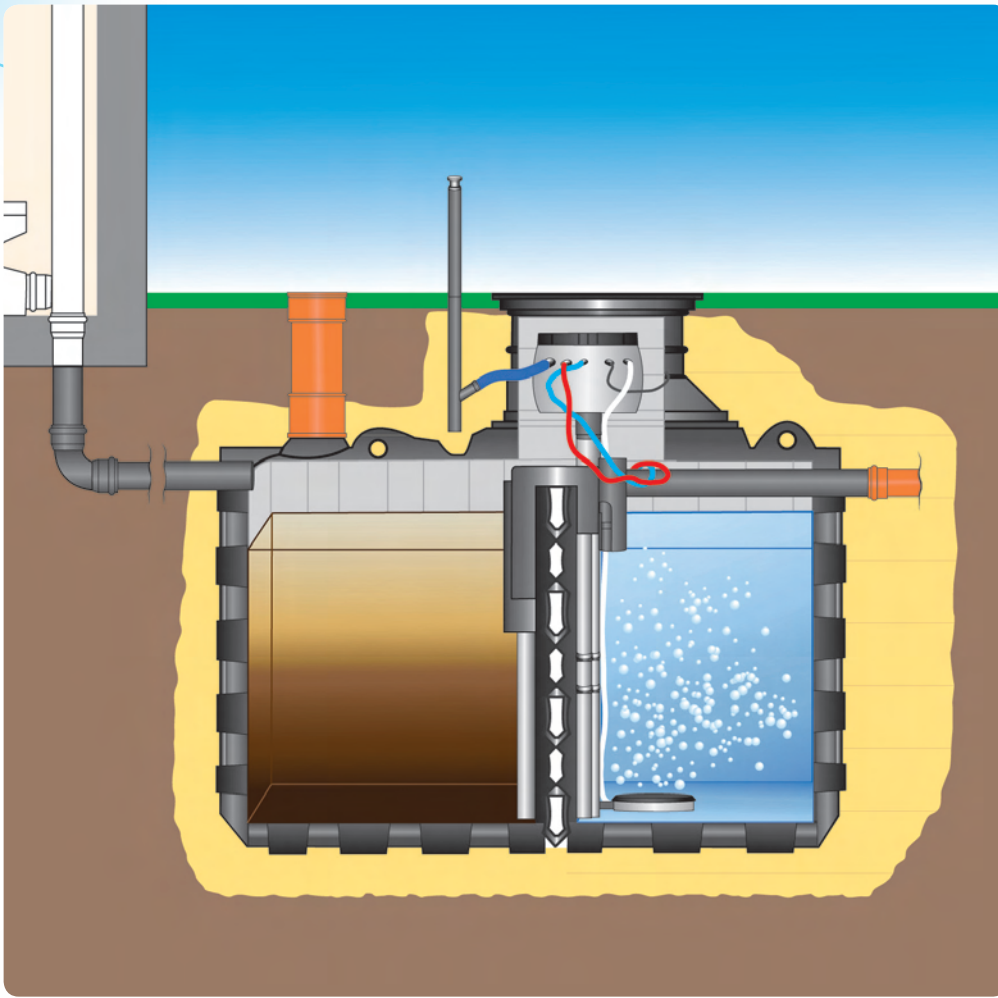
Easy, Fast and Professional Installations



The SOLIDO is made with 8mm thick, ribbed polyethylene. It is the strongest, most robust system on the market. It is a professional product for professional installers. Because of the extremely robust tank, no concrete will ever be needed for the installation. The installer can put the system in the ground faster, safer and cheaper than other systems. A huge benefit to you and the installer. Furthermore the SOLIDO is so robust it can be installed in a driveway (with appropriate steel cover).



ROTA Factory



Energy Efficient

As the compressor is near to where the air is needed, less power is used! In fact, our system is rated at 0.65kwh per day, based on a family of 4 (half of most systems on the market). Also, being adjustable, it can be set to however many people are in your property, keeping energy consumption to the minimum it needs to be.

Cost Effective

The Solido only needs to oxygenate the water when a batch comes into the reactor chamber, this is an incredibly efficient process costing £8-£10 per person per year in electricity.

Innovative Technology

Using batch processing the compressor isn't running constantly when it isn't needed, as with other systems. This means it is more economical, prolonging the life of all component parts.

Reliable

The Solido uses the same compressor as used in hospitals (selected for its reliability).

By housing it in a sealed, waterproof capsule in the shaft, it is always at a stable and optimum temperature (most compressors are broken by temperature fluctuations). The compressor is fed by a fresh air intake hose, ensuring its lifespan.

Saving in Time & Money

Our 8mm thick, ribbed polyethylene tank is so structurally sound, it never needs concrete to install, whatever the ground conditions are! Why pay for a concrete base and concrete backfill when you can invest in quality!



WHY GO ANYWHERE ELSE? REWATEC® OFFERS:

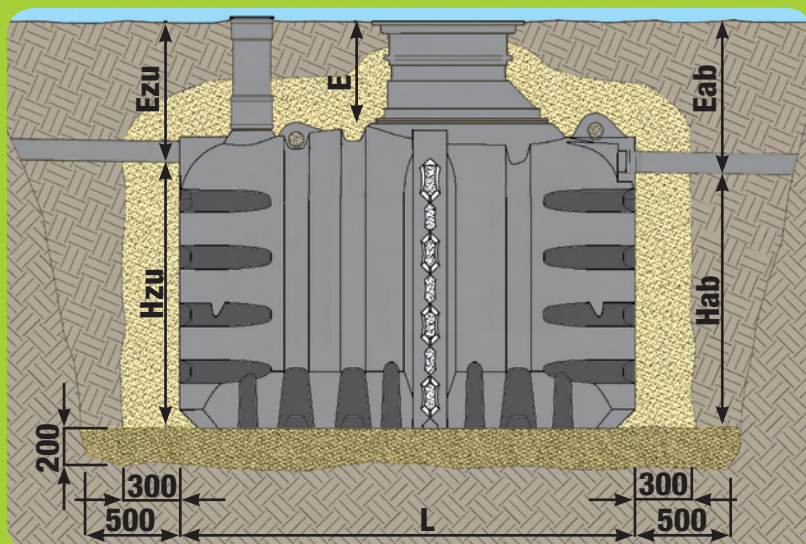
- Products designed for a lifetime
- Highest quality, more reliable products
- Latest technology, driving standards up
- Reliable equipment backed by guarantees
- Reliable, qualified installation partners
- Pre and post sales support
- EN12566-3 Type tested
- EA/EPP2 certified



Technical Details

Data sheet (Standard scope of delivery with cone and VS 20)

Treatment plant	Max Population	Tank	Dimensions (L x W x H)	Standard invert (from ground to inlet)	Order number
SOLIDO 3512	6 PE	1 x 3500L	240 x 124 x 220 cm	660-800mm	KBMS3512
SOLIDO 4512	8PE	1 x 4500L	307 x 122 x 220 cm	660-800mm	KBMS4512
SOLIDO 6012	10PE	1 x 6000L	340 x 122 x 249 cm	690-830mm	KBMS6012
SOLIDO 3535	12PE	2 x 3500L	2 x (240 x 122 x 215 cm)	660-800mm	KBMS3535
SOLIDO 4545	16PE	2 x 4500L	2 x (307 x 122 x 220 cm)	660-800mm	KBMS4545
SOLIDO 6060	20PE	2 x 6000L	2 x (340 x 122 x 249 cm)	690-830mm	KBMS6060
SOLIDO 4445	24PE	3 x 4500L	3 x (307 x 122 x 220 cm)	660-800mm	KBMS4445
SOLIDO 6660	30PE	3 x 6000L	3 x (340 x 122 x 249 cm)	690-830mm	KBMS6660
SOLIDO 6666	40PE	4 x 6000L	4 x (340 x 122 x 249 cm)	690-830mm	KBMS6666



	SOLIDO 3512	SOLIDO 4512	SOLIDO 6012
Weight	180 kg	240 kg	320 kg
Length [L]	2400	3070	3400
Breadth	1240	1220	1220
Hzu	1400		1680
Ezu	660 – 800		690 – 830
E	460 – 600		480 – 620
Eab	710 – 850		730 – 870
Hab	1350		1630

The scope of measurements is determined by the telescopic sliding of the VS 20 over the cone. Deeper inverts and drivable options are available on request.



Full EN 12556-3 Certification.

Suitable and accepted by the EA for exception from consent to discharge under the new EPP2 scheme. (Where applicable).

The EN Certificate is a great place to compare the independently tested power consumption of a treatment plant!

For all enquiries contact us at:




Email enquiries@rewatec.co.uk
or alternatively

Call 01844 238702 / 238111

Rewatec UK Ltd

16 Worminghall Road, Oakley, Bucks - HP18 9QY



 PERFORMANCE RESULTS			
REWATEC GmbH Bei der neuen Münze 11, 22145 Hamburg Germany EN 12556-3:2005+A1:2009 "Small wastewater treatment systems for up to 50 PT" Small wastewater treatment system SOLIDO® Sequencing Batch Reaktor			
Nominal organic daily load	0.25	kg/d	
Nominal hydraulic daily load	0.75	m³/d	
Material		polyethylene	
Watertightness (water test)	pass		
Crushing resistance (pit test)	pass		
Durability	pass		
Treatment efficiency (nominal sequences)		Efficiency	Effluent
		COD	94.3 % 37 mg/l
		BOC ₅	96.1 % 6 mg/l
		SS	98.2 % 14 mg/l
		NH ₄ -N	94.2 % 2 mg/l
Electrical consumption	0.65	KWh/d	
Performance tested by: PIA - Prüfinstitut für Abwassertechnik GmbH (PIA GmbH) Hergensrather Weg 30 D-52074 Aachen Certified according to ISO 9001:2000 Notified Body number: 1739 This document replaces neither the declaration of conformity nor the CE marking.			
  Elmar Lancelotti May 2012			