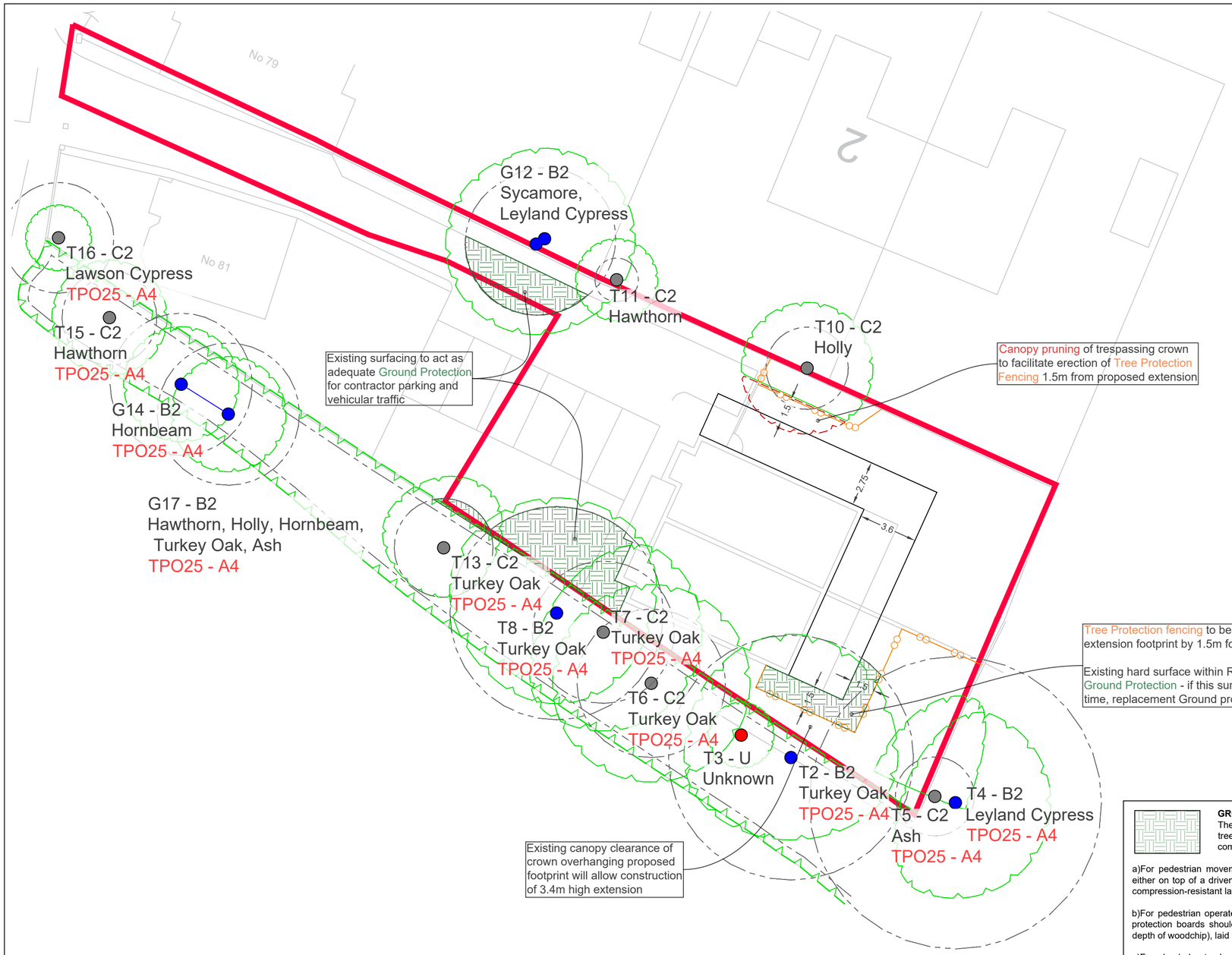

LEGEND

- TREE TO BE RETAINED
- TREE TO BE REMOVED
- TREE CANOPY TO BE REDUCED
- A CATEGORY TREE
- B CATEGORY TREE
- C CATEGORY TREE
- U CATEGORY TREE
- ROOT PROTECTION AREA (RPA) FOR RETAINED TREES

The original of this drawing was produced in colour- a monochrome copy should not be relied upon.

0 1 2 3 4 5 10m

Rev	Date	Details	Drawn

GROUND PROTECTION WITHIN ROOT PROTECTION AREAS

The area shown is within the root protection area for the protected tree(s). To allow construction access, and to protect the soil from compaction, the following must be installed:

a)For pedestrian movements only, a single thickness of scaffold boards should be placed either on top of a driven scaffold frame, so as to form a suspended walkway, or on top of a compression-resistant layer (e.g. 100 mm depth of woodchip), laid onto a geotextile.

b)For pedestrian operated plant up to a gross weight of 2 t, proprietary, inter-linked ground protection boards should be placed on top of a compression-resistant layer (e.g. 150 mm depth of woodchip), laid onto a geotextile.

c)For wheeled or tracked construction traffic exceeding 2 t gross weight, an alternative system (e.g. pre-cast reinforced concrete slabs) should be employed to an engineering specification designed in conjunction with arboricultural advice to accommodate the likely loading to which it will be subjected.

TREE PROTECTION FENCING & EXCLUSION ZONE

All Tree Protection Fence (TPF) shall be installed prior to any plant activity on site whatsoever, including demolition, utility installation, groundworks, and soil stripping. Once erected, all TPF will be regarded as sacrosanct, and will not be removed or altered without prior recommendation by the project arboriculturist and approval of the local planning authority.

Tree Protection Fence shall comprise of Heras type panels on 'boots', well braced by attachment to scaffold pole uprights driven firmly into the ground. Once the exclusion zone has been protected by barriers and/or ground protection, construction work can commence. All weather notices may be erected on the barriers.

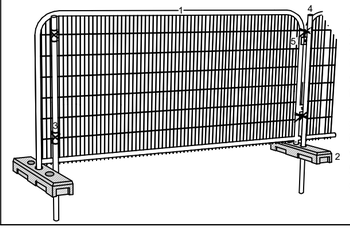

1 Weldmesh (e.g Heras) Panels
2 Concrete or rubber blocks
3 Scaffold pole uprights driven firmly into ground, then secured to panels with wire ties, or;
4 Uprights driven firmly into ground through hole in block, then secured to panels with wire ties.
5 Panels to be interlinked using clamps

GROUND PROTECTION ADJACENT TO PROPOSED BUILDINGS

Where tree Protection Fecning has been offset to allow working room for building construction, Ground protection must be installed over the exposed soft ground within the retained RPA as per the below specification.

GROUND PROTECTION WITHIN ROOT PROTECTION AREAS

Foot traffic

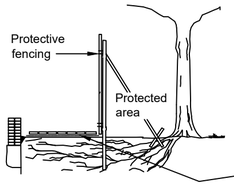

Scaffolding

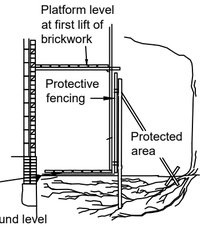

Ground undisturbed and protected by additional level of scaffold boards mounted150mm above ground level

For pedestrian movements the installation of ground protection as shown will suffice.

For further details see BS5837:2012 Section 6

ACD ENVIRONMENTAL

HEAD OFFICE
Rodbourne Rail Business Centre, Grange Lane,
Malmesbury, SN16 0ES
Tel: 01666 825646

Unit 7, Godalming Business Centre, Woolsack Way
Godalming, GU7 1XW
Tel: 01483 425714

Suite 6, Crescent House, Yonge Close,
Eastleigh, SO50 9SX
Tel: 02382 026300

email: mail@acdenv.co.uk
www.acdenvironmental.co.uk

Copyright of ACD. All rights described in Chapter IV of the Copyright, Designs and Patents Act 1988 have been generally asserted: 2015. Copyright of this plan remains with ACD until all fees have been paid in full.

scheme: 79A & B Bedwell Gardens, Hayes
client: Karan Jain
drawing: Tree Protection Plan
date: 22/11/2023
scale: 1:200@A2
dwg no: PRI24307-03
drawn: HEP checked: AJB