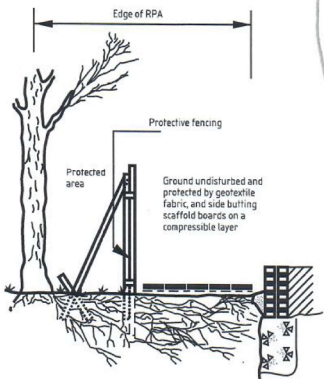


## TREE PROTECTION



## TREE PROTECTION

2m high Heras fencing to be provided around tree and must be in place until all construction and hard surfacing is complete

No work to take place within fenced off area

Materials must be stored on existing hard surface and provision for spillage must be made

Cement/concrete mixing must take place over a suitable hard surface away from tree zone

## TREE PROTECTION

The slope of ground should be taken into account so no material runs towards tree

Notice boards, cables or other services should not be attached to tree

Care should be taken when planning site to ensure wide or tall loads do not come into contact with retained tree

For tree protection information please refer to Arboricultural Impact Assessment

Decking for outbuilding

Heras fencing shown dotted

Heras fencing shown dotted

Heras fencing shown dotted

Garden GL  
Datum  
-1400

3000

3000

level access to patio

box planting

box planting

- New internal walls
- New external walls
- Walls to be demolished
- New doors/windows
- Proposed work shaded

--- Roof outline above

--- Existing house footprint

NEIGHBOURS MAIN HOUSE  
16 STANLEY ROAD

Neighbours garage

Neighbours  
GF EXT

NEIGHBOURS MAIN HOUSE  
12 STANLEY ROAD

**SOAKWAYS attenuated crates**  
To be designed for 1m3.

Not less than 5 m. from buildings. Depth 600 mm below invert level of drains.  
Use modular attenuation cells of lightweight plastic structure with a high void ratio.  
Beneath the unit & on all sides provide 100mm of gravel & on top 500mm cover including 100mm gravel layer.  
Size of the hole to be 1600mm deep and 1200mm sq.

Pipe to 100mm dia. and 1:40 fall.  
Where the pipe enters the soakaway it should be surrounded by gravel.

All to meet building inspectors approval on site.

The contractor to provide photographic evidence a soakaway has been installed.  
A copy to be submitted to the council via the building inspector.

EV charging port - **ACTIVE**  
installed and specified by a specialist  
min. 7kW of power  
All to be in line with Building regulations part S.

EV charging port - **PASSIVE**

## LANDSCAPE

New planting to be grown shown in green.

Linear drainage  
137mm deep x 155mm wide with metal grating cover.  
Connected to soakaway

REV - 16/01/24

Active and passive EV charging points specified.  
Rear patio decreased.

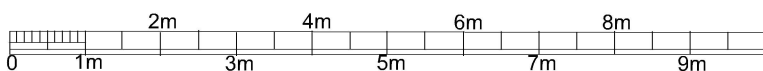
Secure storage purpose built cycle shed for 4 bikes..  
Low roof, suitable for front gardens.  
Timber/larch cladding.  
Brighton bike sheds or similar

09

**PROP GF PLAN**  
Scale: 1:100

SSK  
ARCHITECTS

tel : 0796 222 3141  
email : sandeep@sskarchitects.co.uk



scale - 1 : 100 @ A3

Purpose - Full planning application

All dimensions to be checked on site.  
All omissions & discrepancies to be reported to the designer.

© SSK architects owns the copyright of this drawing which must not be reproduced in whole or part without the written permission.

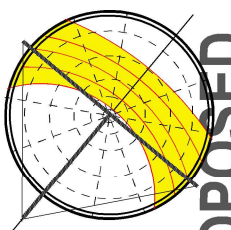
PROJECT: 14 Stanley Rd,  
Northwood, HA6 1RG

DWG NO: **PROP GF**

**09**

DATE: 16/11/2023

REVISION: **A**



PROPOSED