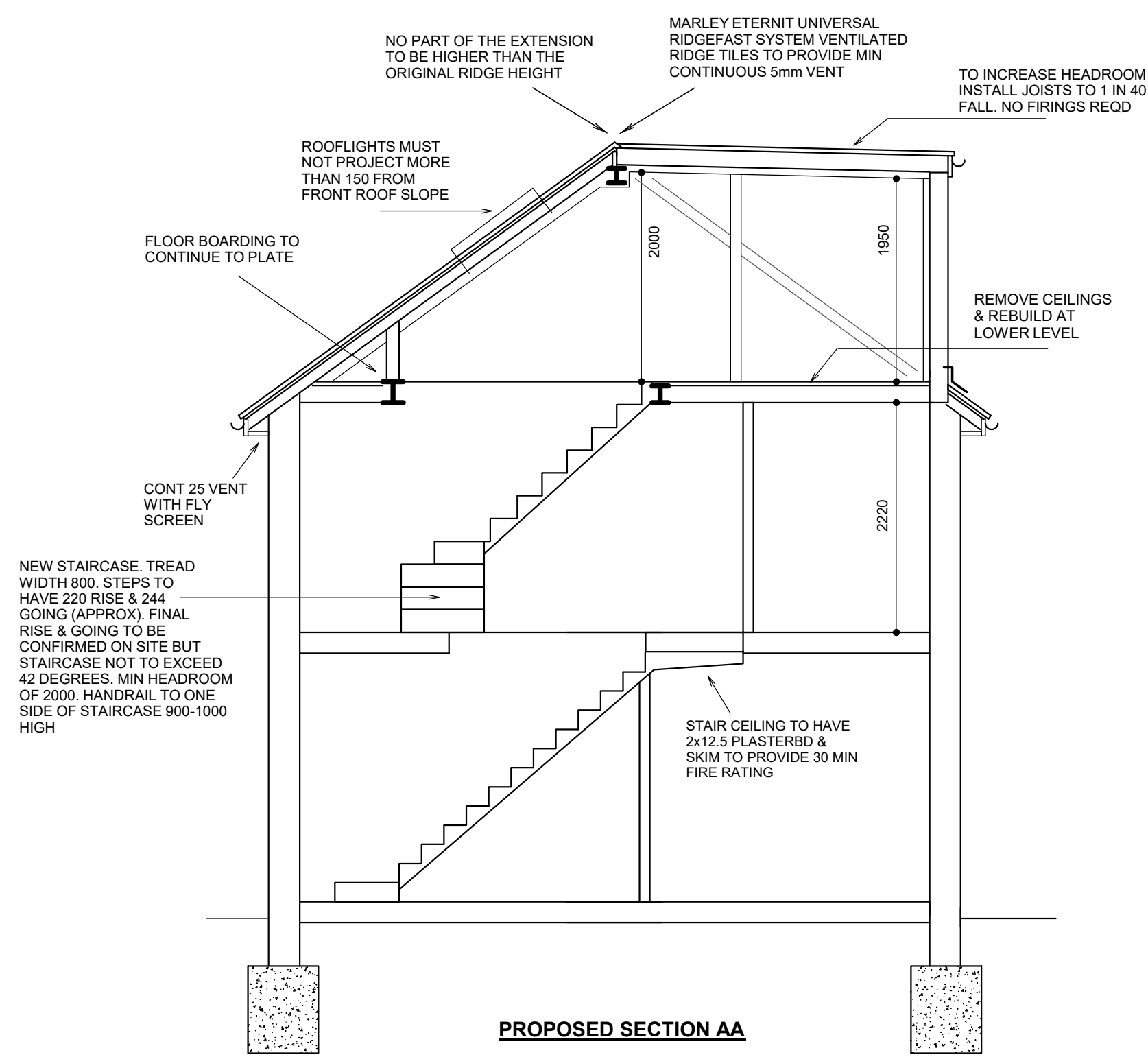


ROOF EXTENSION VOLUME

PROPOSED REAR DORMER EXTENSION	$5.70(w) \times 3.20(lg) \times 2.30(h)$	= 20.98 M3
	2	
TOTAL ROOF EXTENSION		= 39.43 M3

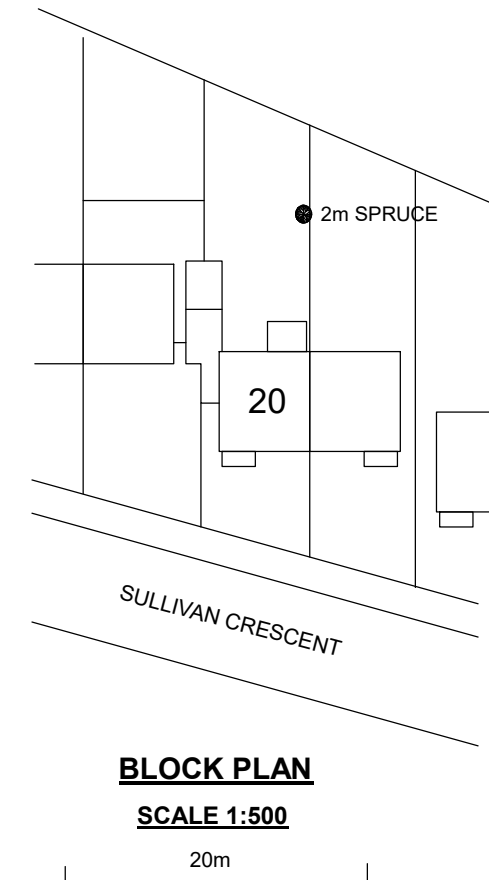
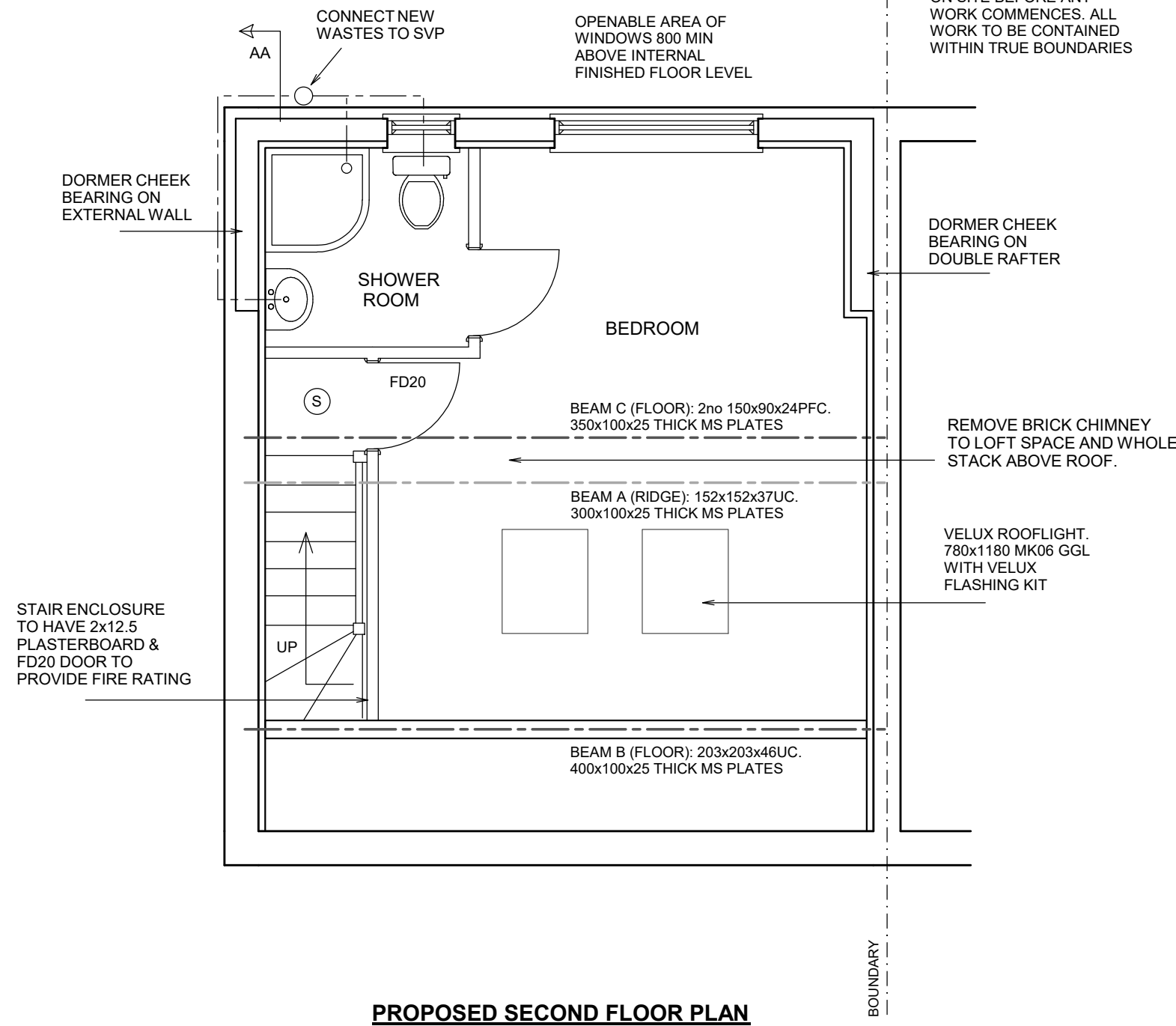
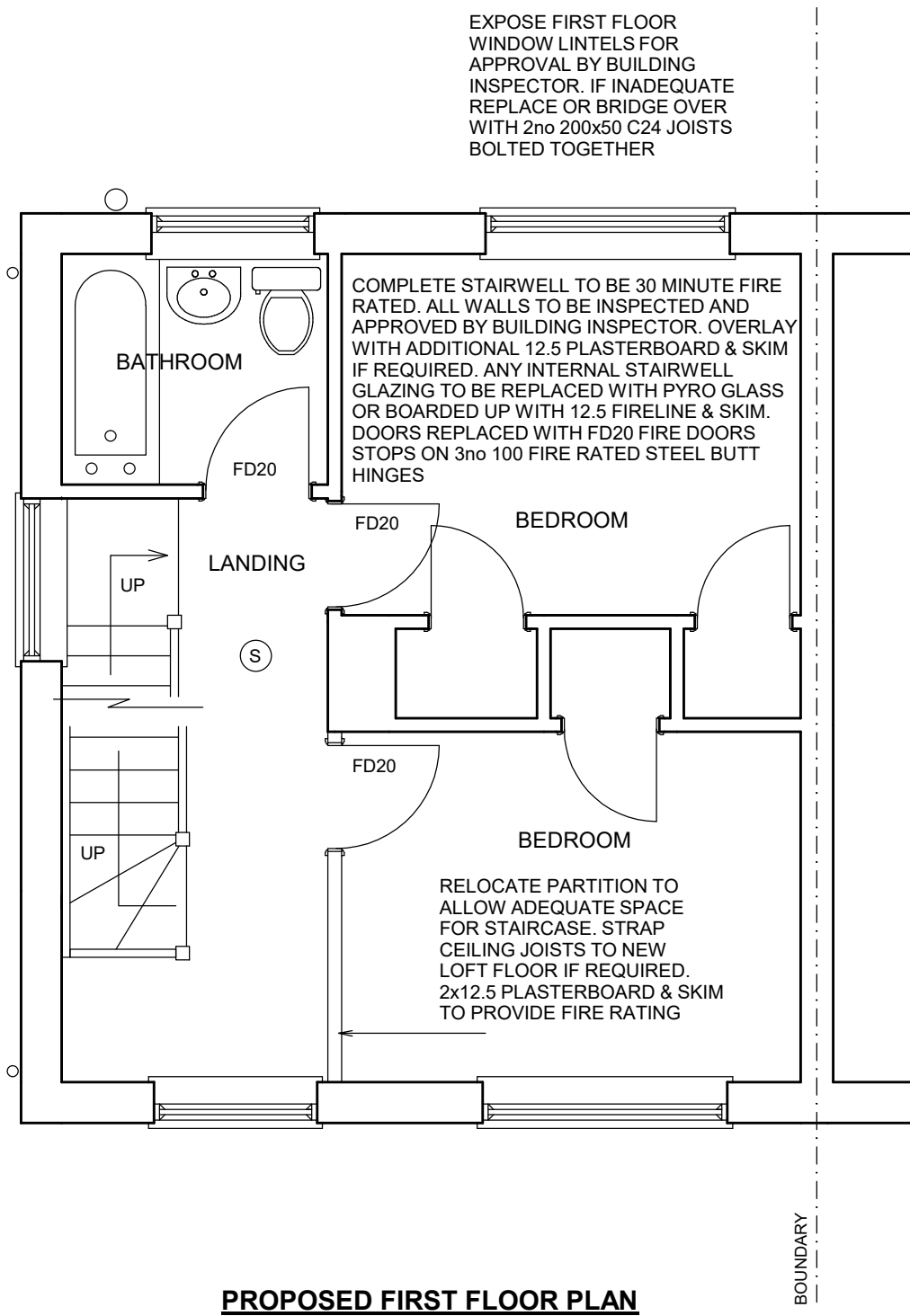
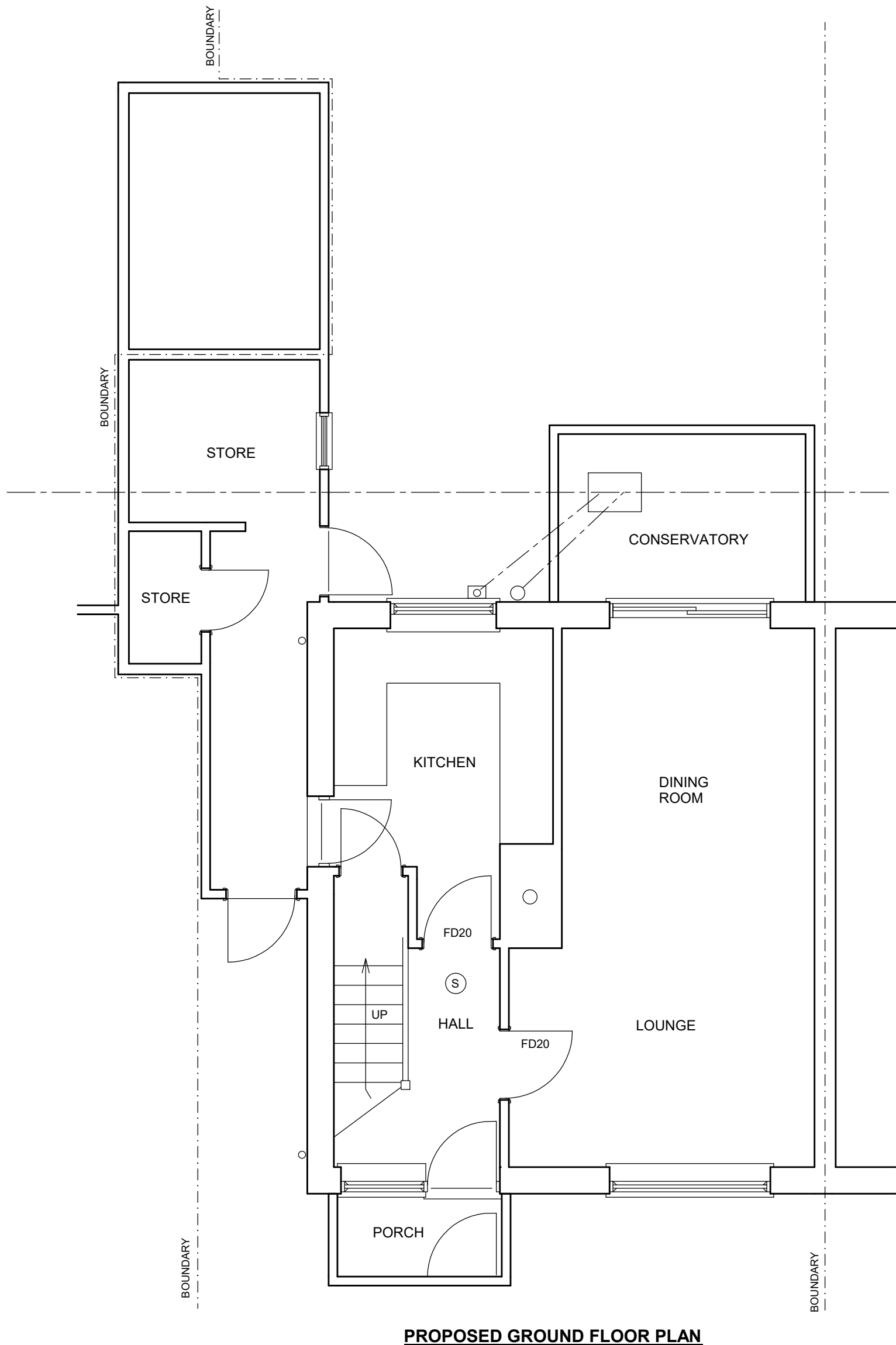
IMPORTANT NOTE:

ALL DIMENSIONS TO BE CHECKED AND CONFIRMED ON SITE. TOTAL ROOF EXTENSIONS MUST NOT EXCEED 50 CUBIC METRES MEASURED EXTERNALLY. HEIGHT MUST NOT EXCEED HEIGHT OF ORIGINAL MAIN ROOF RIDGE. ALL WORK MUST BE CONTAINED WITHIN THE SITE BOUNDARIES



NOTE:

FOUNDATION DEPTHS ESTIMATED AND TO BE CONFIRMED ON SITE BASED ON SITE CONDITIONS BY BUILDING INSPECTOR. PROVISIONAL DEPTHS AS SECTIONS UNLESS NOTED OTHERWISE ON PLAN. TREE SPECIES TO BE CONFIRMED ON SITE BEFORE ANY WORK COMMENCES. FOOTINGS TO BE 600 BELOW LOWEST ROOT ACTIVITY AND BELOW ANY ADJACENT DRAIN. 75 CLAYMASTER TO BE PROVIDED TO FOUNDATION DEPTHS EXCEEDING 1.5m. DEPTHS MEASURED TO ORIGINAL GROUND LEVEL. NOT TO TOP OF BUILT UP GROUND



- (S) SELF CONTAINED MAINS OPERATED INTERLINKED OPTICAL SMOKE DETECTOR SYSTEM IN ACCORDANCE WITH BS5839 OR BS5446. ALARMS TO HAVE BATTERY BACK UP. DETECTORS 300mm FROM WALLS
- (H) HEAT DETECTOR INTERLINKED WITH SMOKE DETECTORS

ALL FIRE DOORS TO BE FITTED WITH INTUMESCENT STRIPS TO DOOR OR FRAME. 3no 100mm STEEL BUTT HINGES WITH MELTING POINT IN EXCESS OF 800 DEG C

20 SULLIVAN CRESCENT HAREFIELD UB9 6NL

LOFT CONVERSION

SCALE 1:50 / 1:100 @ A1

JAN 2023

DRG No. 2356.3

JAMES RUSH ASSOCIATES LTD

54 JOINERS LANE CHALFONT ST PETER  
BUCKINGHAMSHIRE SL9 0AT TEL: 01923 775 761  
EMAIL: jamesrush@hotmail.com

© COPYRIGHT JAMES RUSH ASSOCIATES LTD

10.00 METRES @ 1:100

5.00 METRES @ 1:50

BOUNDARIES ESTIMATED AND TO BE CONFIRMED ON SITE. ALL NEW WORKS TO BE CONTAINED WITHIN TRUE BOUNDARIES UNLESS STATED OTHERWISE ON PLAN. ALL NEW WORK TO COMPLY WITH CURRENT BUILDING REGULATIONS. DIMENSIONS IN MILLIMETRES AND TO BE CONFIRMED ON SITE. ALL STEEL DIMENSIONS TO BE CONFIRMED ON SITE AND NOT BE TAKEN FROM STRUCTURAL CALCULATIONS. ALL DRAINS & TREES ARE ESTIMATED AND ARE TO BE CHECKED & CONFIRMED ON SITE BEFORE ANY WORK COMMENCES. CLIENT TO SERVE PARTY WALL ACT NOTICE BEFORE WORK COMMENCES. ALL WORK TO BE CARRIED OUT & SUPERVISED BY COMPETENT OPERATIVES

DUE TO SURVEY LIMITATIONS EXISTING JOIST SPANS ASSUMED UNTIL CONFIRMED ON SITE. ALL WALLS & PARTITIONS TO BE CONSIDERED LOADBEARING UNTIL OPENED UP ON SITE AND CHECKED BY COMPETENT PERSON TO CONFIRM OTHERWISE. MUST BE CONFIRMED BEFORE ANY WORK COMMENCES. IF STRUCTURAL ENGINEERS DESIGN RELATING TO STRUCTURAL ELEMENTS CONTRADICTS ARCHITECTURAL DRAWINGS/SPEC - ENGINEERS DESIGN PREVAILS. THIS DRAWING IS FOR PLANNING & BUILDING REGULATION APPLICATION PURPOSES ONLY. BUILDER/CLIENT TO APPOINT COM CONSULTANT TO ENSURE WORKS COMPLY WITH COM REGULATIONS BEFORE WORK COMMENCES. SINCE WE HAVE NO ACCESS TO THE DEEDS OF THE PROPERTY IT IS THE RESPONSIBILITY OF THE CLIENT TO ENSURE THAT THE WORKS DO NOT CONTRAVENE ANY RESTRICTIVE COVENANTS CONTAINED IN THE DEEDS