

Proposed Roof Plan _ scale 1:50 @ A1

Copyright © Studio136 Ltd

This drawing which is the property of Studio 136 Ltd is the subject of Intellectual Property Rights including copyright and design right and shall not be reproduced, copied, loaned or submitted to any other party without the written consent of Studio 136 Ltd.

Any discrepancies to be reported to Studio 136 Ltd prior to setting out or ordering of any materials.

Notes:

All new side windows to be obscure-glazed and fixed shut up to 1.7m above internal floor level.

All roof lights placed on the existing roof slope should not project by more than 150mm.

Proposed staircase is shown as a guide. Exact layout and dimensions is to be confirmed by the staircase company and the Building Control on site.

New casement window sizes to be confirmed with client on site.

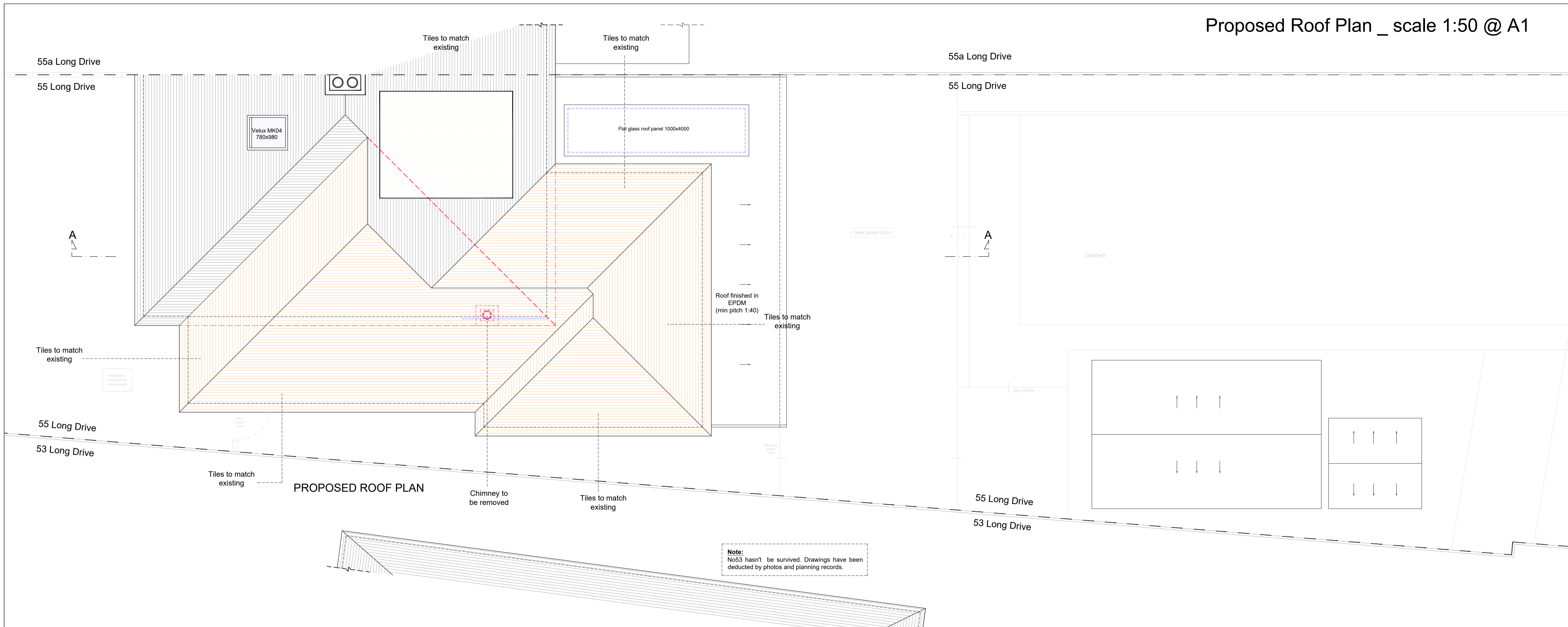
Plans may change after Contract is Signed subject to Final Design and Specific Structural Engineer Specifications.

The Contractor should check all dimensions on site prior to ordering materials or fitting any steel beams/timber joists.

Exact position and size of all chimney stacks/breasts to be confirmed on site prior to ordering materials. In case the proposed structure is affected, the Contractor should seek report back to the Engineer or Architect.

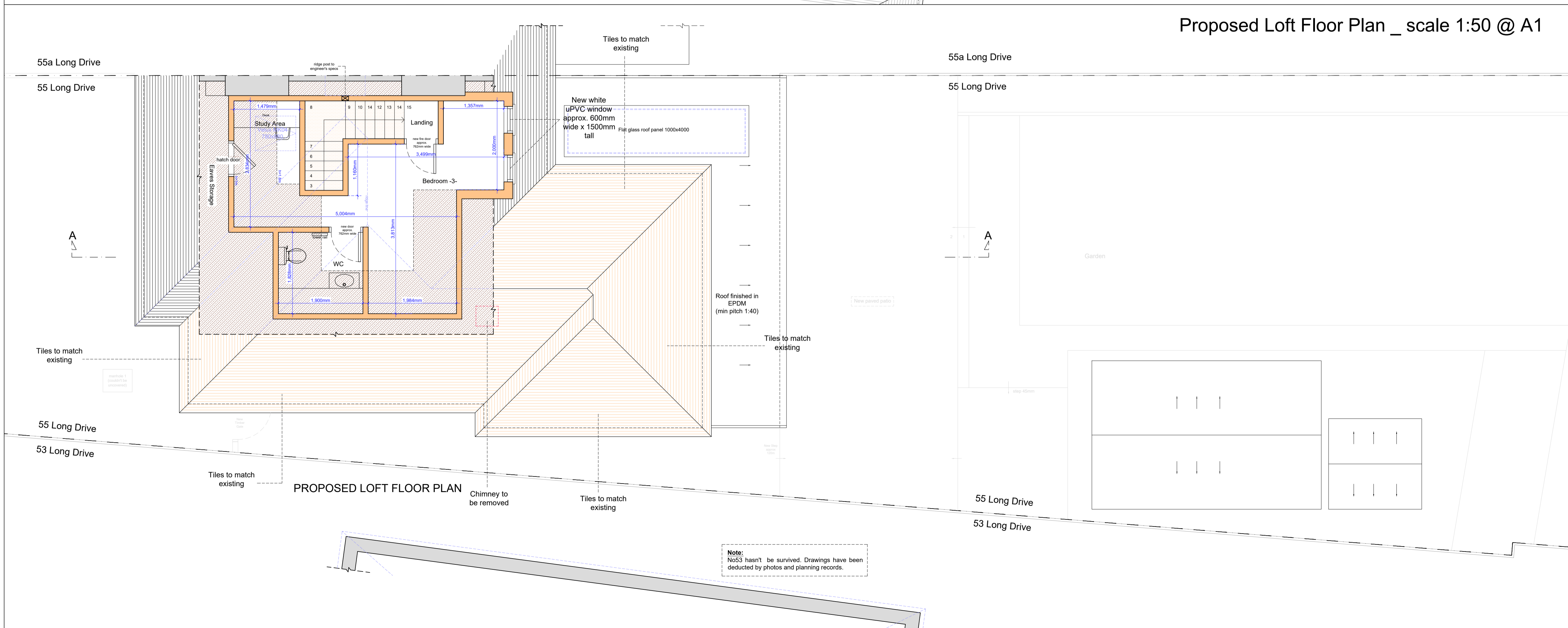
General Notes on Layout and Furniture:

Please note furniture, beds, kitchens and cupboard shown are for illustration purposes only and are Not Included in the Contract UNLESS PREVIOUSLY AGREED and/or OTHERWISE SPECIFIED on plans.



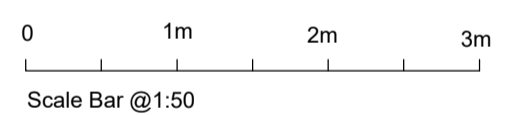
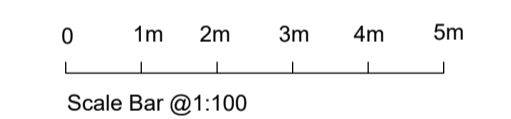
Note: No53 hasn't be survived. Drawings have been deducted by photos and planning records.

Proposed Loft Floor Plan _ scale 1:50 @ A1



Note: No53 hasn't be survived. Drawings have been deducted by photos and planning records.

KEYS	
	Head height < 1.8m
	demolition
	Cavity Walls
	Proposed
	Original



studio 136 architects
 6 The Broadway, Wembley, Middlesex, HA9 8JT
 Tel/Fax: 020 8907 7131 e-mail: info@studio136.co.uk

Two storey side and part rear extension, part single storey rear extension, loft conversion and internal alterations AT
 55 LONG DRIVE
 RUISLIP
 HA4 0HN

Client
 Ms. Mariyah Ebrahim
 55 LONG DRIVE
 RUISLIP
 HA4 0HN

Drawing Title
 PROPOSED LOFT FLOOR & ROOF PLAN

Scale	Drawn	Checked	Authorised
1:50@A1	--	--	--
	4th October 2024	--	--

Drawing Number	Rev
ST_24_55LONGDRIVE_06	A