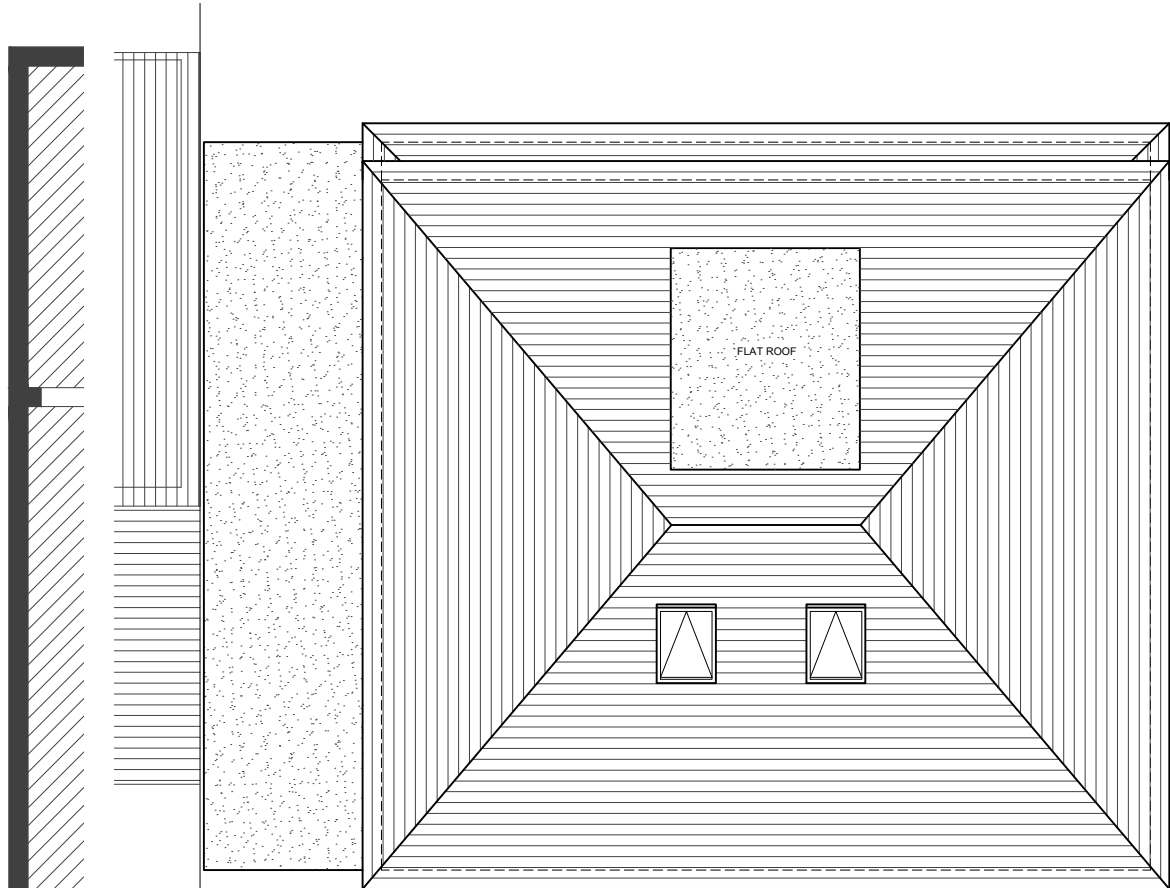
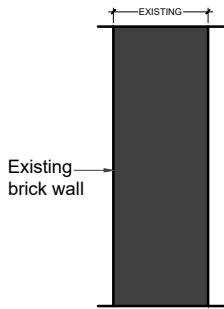


01 - GROUND FLOOR PLAN

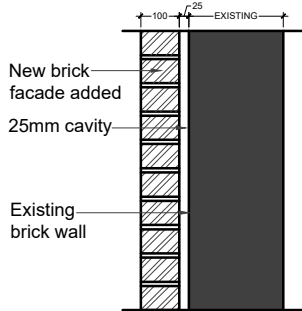


02 - ROOF PLAN

- NOTES
- Dimensions are not to be scaled from this drawing by contractors. The contractor is requested to check all dimensions before the work started.
 - Report any discrepancies to the client or architect before undertaking the work described in the drawings.
 - Dimensions are approximate site dimensions and are to be verified by the contractor on site before any fabrication/site works i.e foundations etc occur
 - Contractor is responsible for all temporary propping to existing structure



05 - EXISTING WALL SECTION SCALE 1:20



06 - PROPOSED WALL SECTION SCALE 1:20



03 -FRONT ELEVATION



04 -REAR ELEVATION

0 1 2m 3 4 5m

Scale

REVISIONS			
NO.	DESCRIPTION	DATE	BY

HOUSE-HOLDER APPLICATION

DE ARCHITECTURAL CONSULT.LTD
M: 07869580774, 07883602259
E: design.endeavour@gmail.com

Project 07 CEDARS DRIVE UXBRIDGE
LONDON, UB10 0JT

PROPOSED PLANS & ELEVATIONS

Scale 1:100@A3	Drawn SZ	Approved	Date MAR 25
Job No. DAC-90/24	Drawing No. PH-07CD-03	Rev. B	