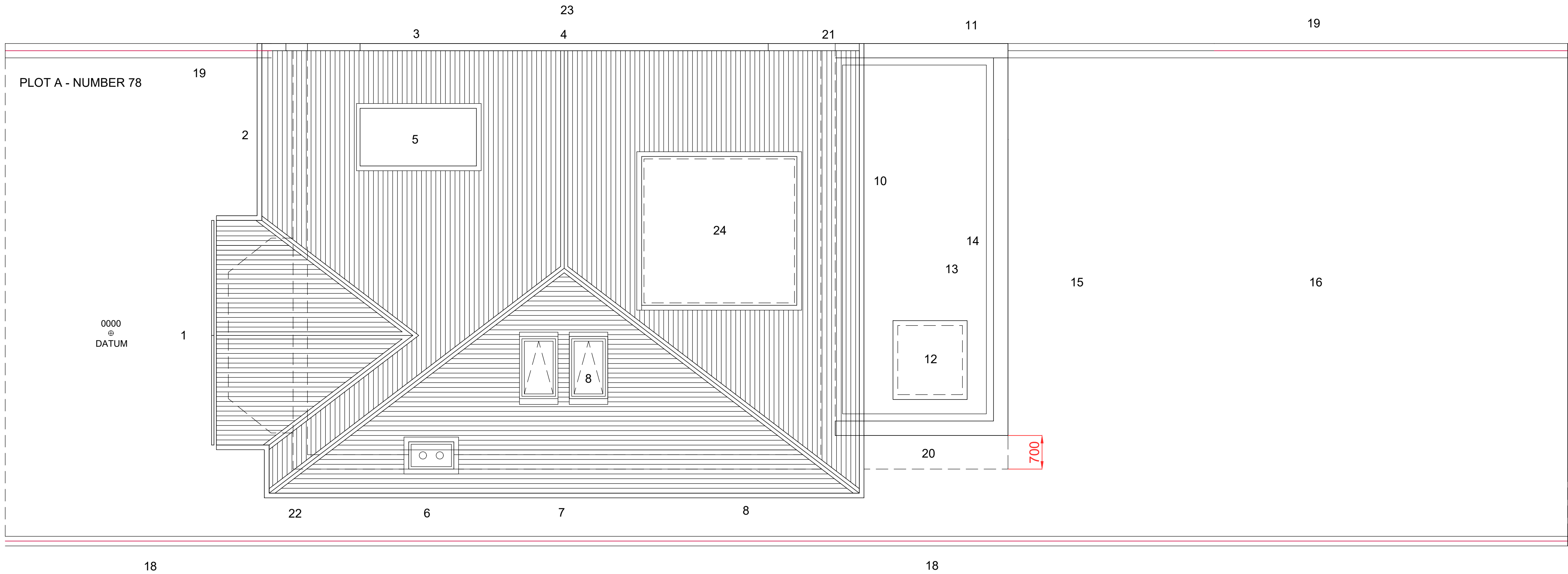


THE CONTRACTOR IS TO VERIFY ALL BUILDINGS AND SITE DIMENSIONS PRIOR TO COMMENCEMENT OF WORKS OR PREPARATION OF SHOP DRAWINGS. THIS DRAWING AND THE BUILDING WORKS DEPICTED ARE COPYRIGHT OF PT ARCHITECTS AND MAY NOT BE REPRODUCED EXCEPT BY WRITTEN PERMISSION. DO NOT SCALE FROM THIS DRAWING.

NOTES  
REFER TO DDA STRUCTURAL ENGINEERS DRAWINGS  
DWGS NO SK 01 TO SK 04 FOR STRUCTURAL DESIGN INTENT




# PROPOSED ROOF PLAN - PLOT A

## 76 / 78 BRIDLE ROAD - PINNER

SCALE - 1 : 50


0 1 2 3 4 5



SCALE BAR

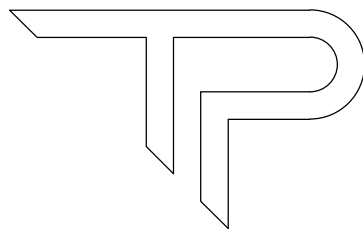
### KEY

- |  |  |
|--|--|
| 1 NEW GABLE TO FRONT ELEVATION               | 14 BRICK PARAPET TO REAR WALL OF EXTENSION                 |
| 2 EAVES TO FRONT ELEVATION                   | 15 PATIO SEATING AREA TO SOUTH ELEVATION TO REAR GARDEN    |
| 3 BRICKWORK PARTY WALL AND CAPPING TO HOUSES | 16 REFER TO GROUND FLOOR PLAN FOR GARDEN WORKS             |
| 4 RIDGE OF HOUSE - REVIEW FACADES FOR DATUM  | 17 EXISTING GARDEN - SOFT AND HARD LANDSCAPING             |
| 5 DORMER WINDOW TO LOFT SPACE                | 18 EXISTING SITE BOUNDARY IN RED                           |
| 6 CHIMNEY STACK - REFER TO ELEVATIONS        | 19 NEW SITE BOUNDARY BETWEEN NEW CREATED PLOTS             |
| 7 DORMER WINDOW TO GABLE ELEVATION           | 20 700 MM SETBACK FROM HOUSE TO EXTENSION                  |
| 8 EAVES OVER HANG TO GABLE OF HOUSE          | 21 DOTTED LINE INDICATES EXTERNAL WALLS - EAVES            |
| 9 ROOF LIGHTS TO LOFT BEDROOM SPACE          | 23 MIRROR OF NEW HOUSE ABUTTING PARTY WALL ( MIRROR COPY ) |
| 10 EAVES TO SOUTH ELEVATION TO REAR OF HOUSE | 24 DORMER WINDOW TO REAR OF PROPERTY                       |
| 11 PARTY WALL TO REAR EXTENSION              |  |
| 12 GLAZED ROOFLIGHT TO KITCHEN EXTENSION     |  |
| 13 SEEDUM ROOF TO FLAT ROOF OF EXTENSION     |  |



SITE BOUNDARY

REV	DATE	DESCRIPTION



PAUL TREACY  
ARCHITECTS

### PLANNING - RIBA 3

PROJECT			
78 BRIDLE ROAD			
TITLE			
ROOF PLAN - PLOT A			
CLIENT			
KIERAN AND MAURA			
DRAWN BY	CHECKED BY	APPROVED BY	DATE
LH	PT	PT	22 08 22
SCALE (@ A1)		PROJECT NUMBER	
1:50		2020 - 0120	
DRAWING NUMBER			REV
PTA - A - DR - 00 - 1071			