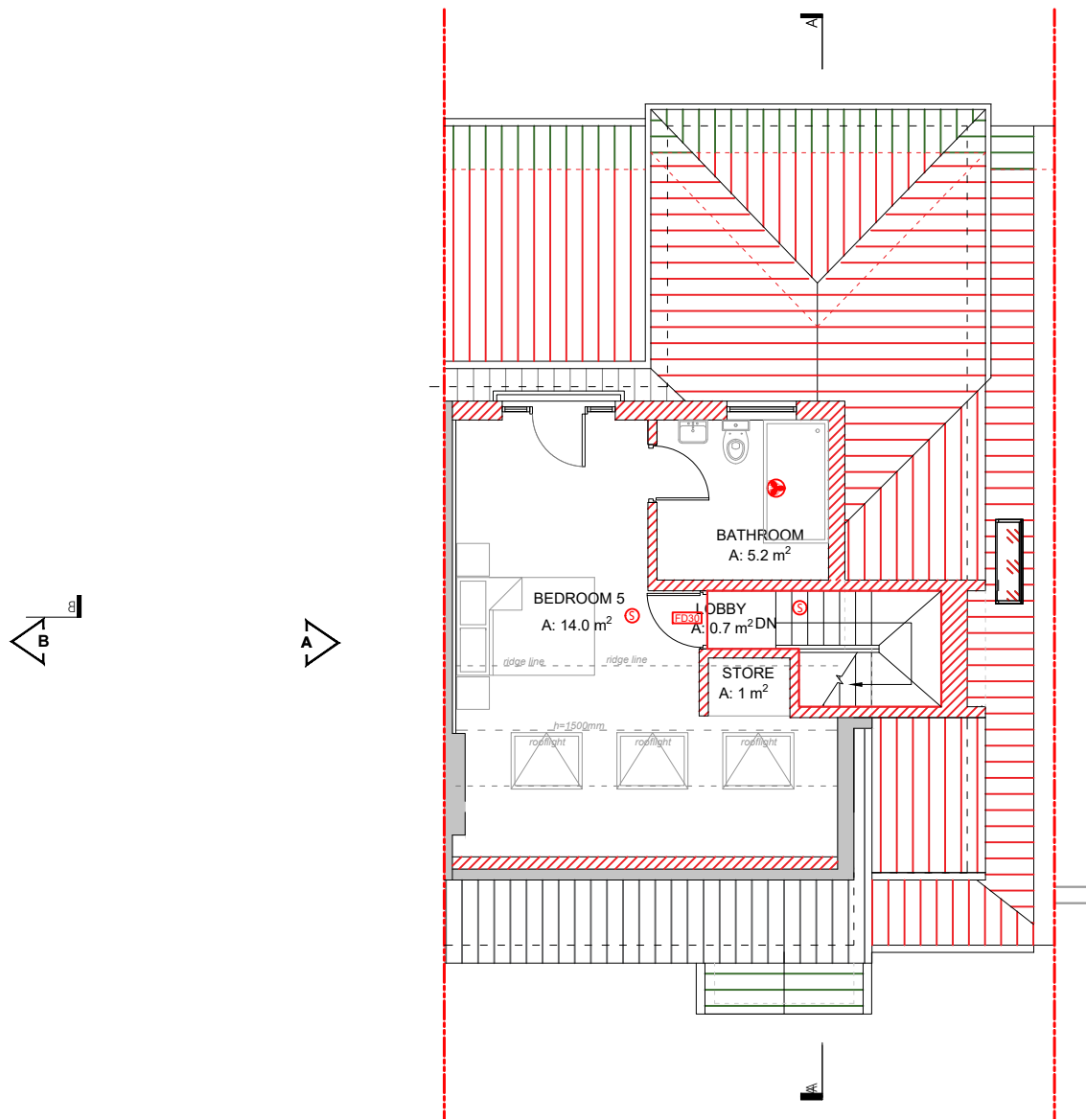


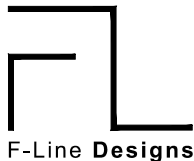
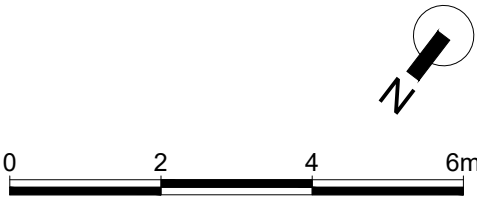
APPROVED LOFT PLAN  
(Ref:77427/APP/2023/2946)  
scale 1:100



PROPOSED LOFT PLAN  
scale 1:100

KEY:	
	Existing
	Approved
	Proposed

FIRE PROTECTION AND VENTILATION	
	Smoke detector to be installed within 7.5 meters of the door to every habitable room
	Interlinked heat detector to be installed in the kitchen
	Carbon monoxide detector to be installed within 1 metre of the gas appliances
	Fire protected doors with 30 minutes fire resistance
	Mechanical extraction @ 30ltrs/sec if over hob (60ltrs/sec if otherwise)
	Mechanical extraction @ 30ltrs/sec for utility rooms
	Mechanical extraction @ 15ltrs/sec for bathrooms, shower rooms and toilets
	Mechanical extraction through wall
	Fire Exists
	Fire Rated Separator



F-Line Designs Ltd  
12 Berghem Mews,  
Blythe Road, London  
United Kingdom  
W14 0HN  
planning@flinedesigns.com  
020 364 268 00

- GENERAL NOTES**
- All dimensions must be checked on site before any works commencement.
  - All discrepancies must be reported to the Main Architect before works proceed.
  - Only figured dimensions are to be used.
  - Any conflict of given data on the drawing(s) with site condition to be discussed with the Architect.
  - The General Contractor and/or all Sub-contractors working according these drawings and specifications to contact the architect or representative if any measurements do not appear correct or unclear, add up properly or scale correctly to the indicated size upon approvals.

- STRUCTURAL NOTES**
- All drawings to be read in conjunction with structural engineer's drawings and specifications.
  - All Structural Elements Spans must be measured on site before ordering.
  - This drawing must be read in conjunction with the Structural Engineer's Drawings, Calculations and other details.
  - Accurate site dimensions are to be taken by the contractor on site prior to any construction commencing.

**PROJECT**  
PROPOSED DOUBLE STORY  
REAR EXTENSION AND FRONT  
PORCH EXTENSION

**PROPERTY ADDRESS**  
34 West Mead,  
HA4 0TL

**TITLE**  
APPROVED & PROPOSED  
LOFT FLOOR PLAN  
**DWG REF** FL134 **TAB** A104.2

REV	29/11	00	DATE	29/11/2023
REV	-	-	DRAWN	NV
REV	-	-	CHECKED	AC
REV	-	-	SCALE	1:100 / A3