

GENERAL
ANY DISCREPANCIES ARE TO BE POINTED TO THE ARCHITECT. THE ARCHITECT IS NOT LIABLE FOR ANY FAULTS NOT RAISED.(RE)USING THE DRAWINGS WITHOUT ARCHITECTS CONSENT IS THEFT OF INTELLECTUAL PROPERTY.

-Do not scale this drawing. Use figured dimensions only.Any dimensions taken from CAD files are to be verified against figured dimensions or by RPS. -This drawing must be read in conjunction with all relevant Architects, Engineers, Specialist Manufacturers and Contractors drawings and Specifications. -Any differences arising between these documents and/or variations between drawings and site conditions are to be referred to the Architect and Engineers. -All work is to be carried out in accordance with Health & Safety Regulations and to the full approval of the Planning Supervisor. -The Contractor must check and verify all dimensions before commencing and work and report any discrepancies to the Architect and Engineers. -The positions of services, plant or apparatus where shown on this drawing are indicative and reference should be made to the Specialist Consultants drawings for actual details. The Contractor to take all necessary precautions to establish the location of buried services and obstructions prior to commencing excavations. All proprietary materials are to be installed in accordance with the manufacturers specification and recommendations.

CLIENT

Peter Smith

PROJECT LOCATION

264 Hobart Road
Hayes UB4 9NW

DRAWING TITLE

Existing location and block plan

SCALE

1:100 / A3

DATE

May-2022

DRAWING NO. REV.

01BLE

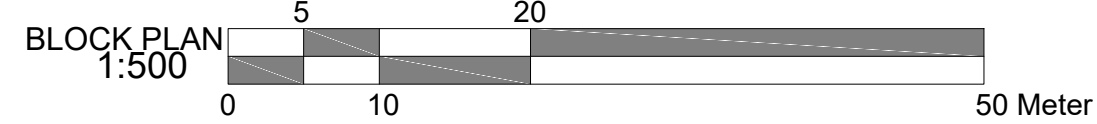
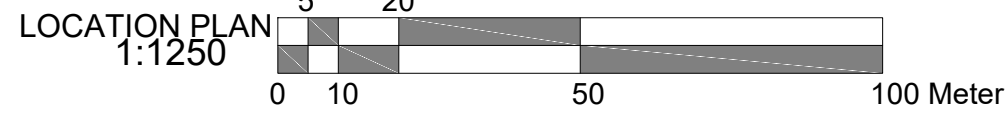
DRAWN

TAHER

Floor plan it, design and build

152 – 160 Kemp House,
City Road , Londn EC1
Email: Info@floorplanit.co.uk
WWW.FLOORPLANIT.CO.UK
TEL: 07704203080





(No alteration to footprint)



GENERAL
ANY DISCREPANCIES ARE TO BE POINTED TO THE ARCHITECT. THE ARCHITECT IS NOT LIABLE FOR ANY FAULTS NOT RAISED.(RE)USING THE DRAWINGS WITHOUT ARCHITECTS CONSENT IS THEFT OF INTELLECTUAL PROPERTY.

-Do not scale this drawing. Use figured dimensions only,Any dimensions taken from CAD files are to be verified against figured dimensions or by RPS. -This drawing must be read in conjunction with all relevant Architects, Engineers, Specialist Manufacturers and Contractors drawings and Specifications. -Any differences arising between these documents and/or variations between drawings and site conditions are to be referred to the Architect and Engineers. -All work is to be carried out in accordance with Health & Safety Regulations and to the full approval of the Planning Supervisor. -The Contractor must check and verify all dimensions before commencing and work and report any discrepancies to the Architect and Engineers. -The positions of services, plant or apparatus where shown on this drawing are indicative and reference should be made to the Specialist Consultants drawings for actual details. The Contractor to take all necessary precautions to establish the location of buried services and obstructions prior to commencing excavations. All proprietary materials are to be installed in accordance with the manufacturers specification and recommendations.

CLIENT

Peter Smith

PROJECT LOCATION

264 Hobart Road
Hayes UB4 9NW

DRAWING TITLE

Proposed location and block plan

SCALE

1:100 / A3

DATE

May-2022

DRAWING NO. REV

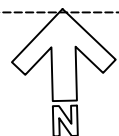
01BLP

DRAWN

TAHER

Floor plan it, design and build

152 – 160 Kemp House,
City Road , Londn EC1
Email: Info@floorplanit.co.uk
WWW.FLOORPLANIT.CO.UK
TEL: 07704203080



NOTE: ALL PROPOSED
MATERIALS TO MATCH
EXISTING