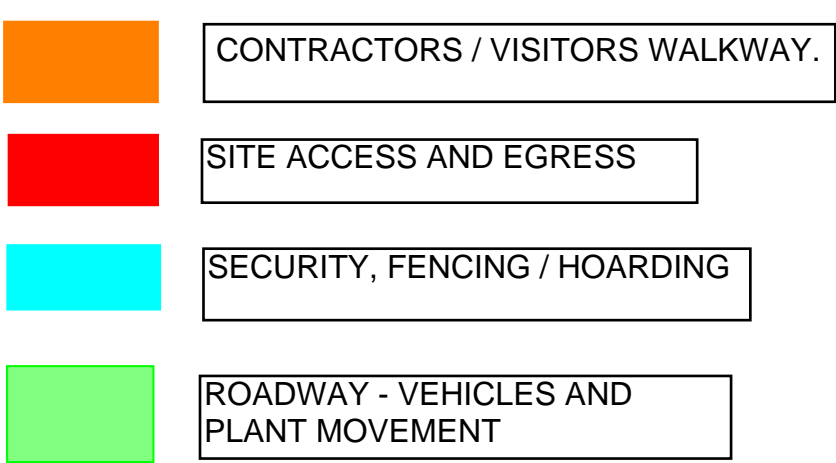


VIRTUS LON7.5  
ZONING AND ROUTE PLAN  
GROUND FLOOR



10. ALL DIMENSIONS STATED IN mm UNLESS OTHERWISE NOTED.

PROVISION FOR ESG MANAGEMENT TO HAVE 6NO.  
RESERVED CAR PARK SPACES IN DATA HALL 6 CAR PARK  
OPPOSITE.  
FIRST 6 BAYS ON THE LEFT AS YOU ENTER.  
JIM TRENCHARD TO CONFIRM.

HOOPED GATEWAYS CAN BE INSTALLED FOR PEDESTRIANS TO CROSS OVER FROM PARKING SPACES.

Hooped Gate access  
to walkway

Contractor Walk Way

ACCESS TO ESG  
COMPOUND, SMALL  
DELIVERIES AND SKIP  
CHANGES

fire exit door to be fitted, door to open both ways on fire push lock, door can be timber door

DOOR BELOW  
SCAFFOLD LOADING  
BAY NORMAL HOURS  
ACCESS TO DATA  
HALL AND UPS  
ROOMS

1st floor rollershutter door to be installed for access. virtue to fit security alarm.

scaffold to have 3m  
hoarding around  
bottom to prevent  
trespassers from  
climbing

Contractor Walk Way

ESG SECURE TURNSTILE SITE ACCESS WITH GUARD OFFICE.  
TURNSTILE TO BE IN COMPOUND AREA WITH RAZORWIRE  
FENCE, AND FIRE EXIT DOOR.

**EXISTING  
OFFICE B  
LON7**

OPTION FOR ESG SITE  
MANAGEMENT OFFICES -  
TBA























VIRTUS EMERGENCY EXITS  
ONLY - MANAGED SAFE  
ZONE TO BE PROVIDED IN  
CONSTRUCTION AREA

VIRTUS EMERGENCY  
EXIT ROUTE AND SAFE  
ACCESS ROUTE TO  
GANTRY WORKS AREA

## EXISTING SUBSTATION

ACCESS FOR  
DELIVERIES AND  
BUILDER WASTE AND  
MATERIALS

KEY

- |   |  |
|---|--|
|    | PROJECT WORKS ZONE   |
|    | SHARED ACCESS ZONE   |
|    | ESG WELFARE ZONE   |
|    | DELIVERY ROUTE VIA GOODS LIFT<br>(BY ARRANGEMENT)              |
|    | SHARED EMERGENCY ROUTE   |
|    | NO ENTRY FOR PROJECT<br>WORKS (VIRTUS ONLY)                    |
|    | CONSTRUCTION AREA<br>ACCESS                                    |
|    | GATE WITHIN PROJECT FENCE LINE                                 |
|    | 3m PROJECT FENCE WITH<br>CONCRETE POST BASES                   |
|  | SITE ACCESS TURNSTILES   |
|  | PROJECT WELFARE  |
|  | ACCESS ROUTE   |
|  | CDM DEMARCATION  |
|  | ACCESS CONTROL TO<br>BE ADDED TO DOOR                          |
|  | ACCESS CONTROLLED<br>DOOR                                      |
|  | VIRTUS GUARD POINT   |
|  | BREAK GLASS TO BE FITTED IN<br>LIEU OF PUSHBUTTON              |
|  | MUSTER POINT   |
|  | FIRE POINT (FIRE PLAN, FIRE<br>EXTINGUISHERS, FIRE BELL / MCP) |
|  | EMERGENCY ESCAPE ROUTE   |
|  | SKIP   |
|  | WASTE POINT - WHEELIE BINS,<br>SPILL KIT, DUSTPAN + BROOM      |

