

1. All new windows installed to be labeled with Existing (Existing), Modified or Existing/Partially Modified.
2. All the new windows on the walls will be Double Glazed and Non-Opening. Unless the Plans for the Windows which can be Operated are more than 1.7 Meters Above the Floor of the Room in which they are installed.
3. All the Roof Lights of the Roof Slab will be Double Glazed and Non-Opening. Unless the Plans for the Windows which can be Operated are more than 1.7 Meters Above the Floor of the Room in which Windows are installed.

[illegible]

105

## EXISTING & PROPOSED PLANS & ELEVATIONS

DATE	MAY 2025
SCALE	1:50 @ A1
	DRAWN SMT
	CHECKED

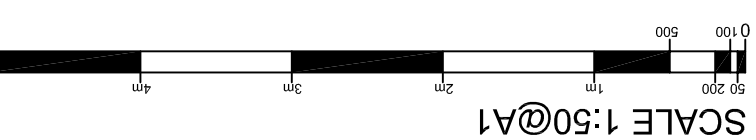

# PLANNING

102/P/004

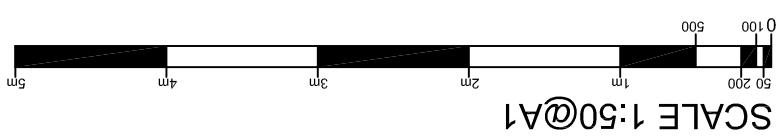
## DRAWINGS

# Architectural Services

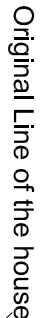
from survey to planning to construction



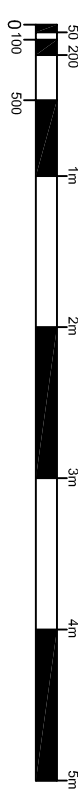
EXISTING FRONT ELEVATION




## PROPOSED FRONT ELEVATION



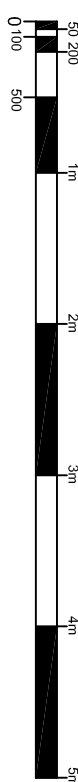
EXISTING GROUND FLOOR PLAN  
SCALE 1:50@A1



EXISTING FIRST FLOOR PLAN  
SCALE 1:50@A1



PROPOSED FIRST FLOOR PLAN  
SCALE 1:50@A1



PROPOSED LOFT PLAN  
SCALE 1:50@A1

