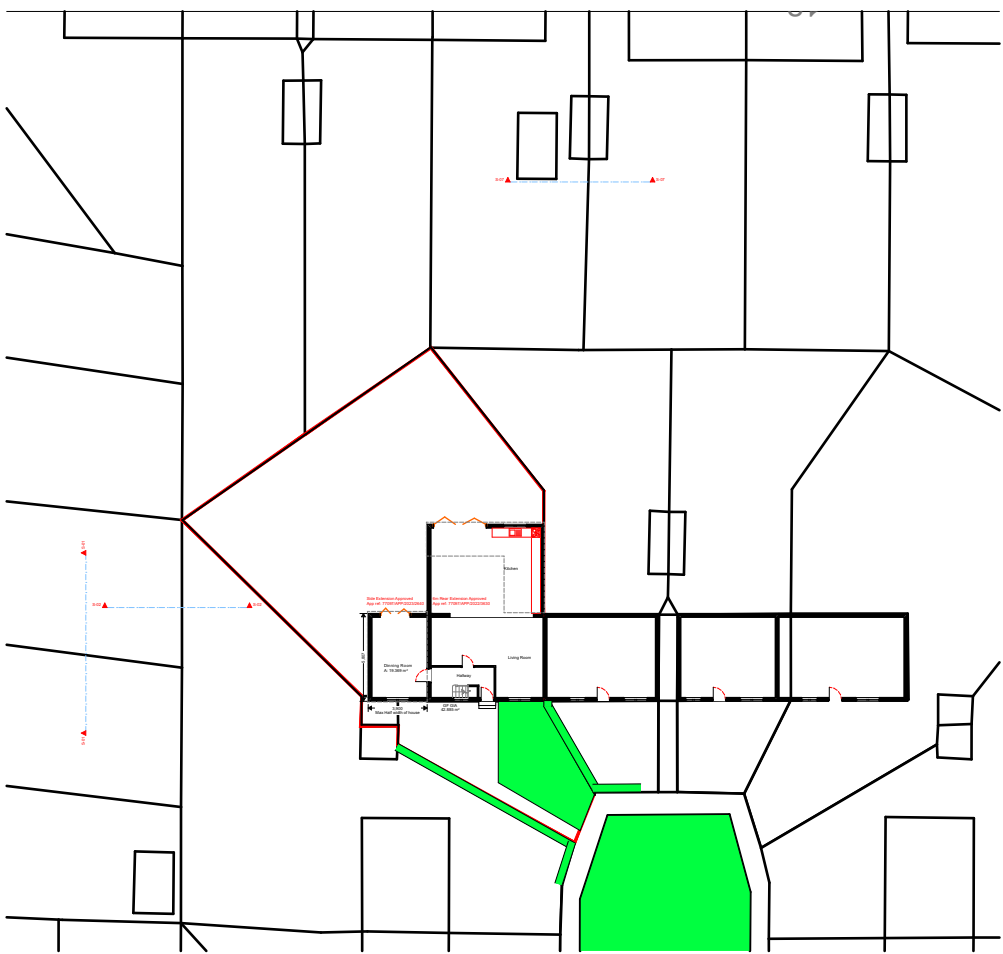


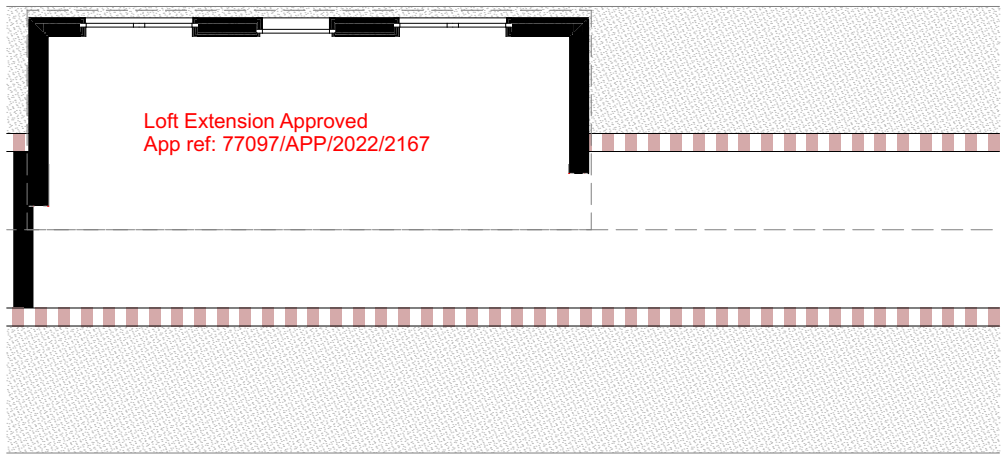
1
-

RF-Proposed Roof
1:50



3
-

Proposed Site-Ground Floor (1)
1:500

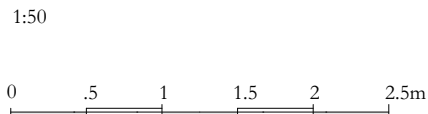


2
-

RF-Existing Roof
1:100

Wall Legend

- Existing Wall
- Proposed Wall
- Demolition Walls



Notes:

- THIS DRAWING IS COPYRIGHT AND MUST NOT BE RE-PRODUCED IN WHOLE OR IN PART WITHOUT WRITTEN PERMISSION.
- THIS DRAWING MUST NOT BE SCALED. REFER TO FIGURED DIMENSIONS ONLY, EXCEPT FOR PURPOSE OF CONSIDERATION UNDER PLANNING LEGISLATION.
- USE FIGURED DIMENSIONS ONLY, ALL DIMENSIONS AND LEVELS TO BE CHECKED ON SITE PRIOR TO CONSTRUCTION. CLIENT TO BE NOTIFIED OF ANY DISCREPANCIES.
- THIS DRAWING TO BE READ IN CONJUNCTION WITH THE OTHER RELEVANT PROJECT DRAWINGS AND CURRENT INSTRUCTIONS.
- ALL STRUCTURAL DETAILS TO BE CHECKED AGAINST THE STRUCTURAL ENGINEERS' DRAWINGS AND CALCULATIONS.
- ALL M & E DETAILS TO BE CHECKED AGAINST M & E ENGINEERS, APPROVED SUB-CONTRACTORS DRAWINGS AND CURRENT INSTRUCTIONS.
- ALL DRAWINGS AND SPECIFICATIONS FOR THE PROJECT TO BE READ IN CONJUNCTION WITH DESIGNER'S HAZARD AND ENVIRONMENTAL ASSESSMENT RECORD.
- ALL WORK TO BE UNDERTAKEN WITH THE REQUIREMENTS OF THE CURRENT BUILDING AND WATER REGULATIONS.
- CONTRACTOR SHALL OBTAIN REQUIRED PERMITS FROM ALL AGENCIES AND PAY ALL FEES PRIOR TO COMMENCEMENT OF ANY WORK.

Rev	Date	Description	By	Chkd
Ch-10	30/08/2023	Change		
Ch-09	30/08/2023	Change		
Ch-08	30/08/2023	Change		
	30/08/2023			
	13/07/2023			

Site Address:
13 Oak Ave West Drayton UB7 9EP

Drawing Title:
Proposed Roof Plan


Status:
Plans Proposed

Scale:
1:50, 1:100, 1:500
@A2

Client:
Jarnail Singh
Project No:
1036

Date:
31/01/2024
Drawing No:
1031-14_Rev05

Drawn By:
SY
Rev:
05



SY Design Studio

Tel: 07859431227
Email: salman@sydesignstudio.co.uk
Web: www.sydesignstudio.co.uk