


3

-

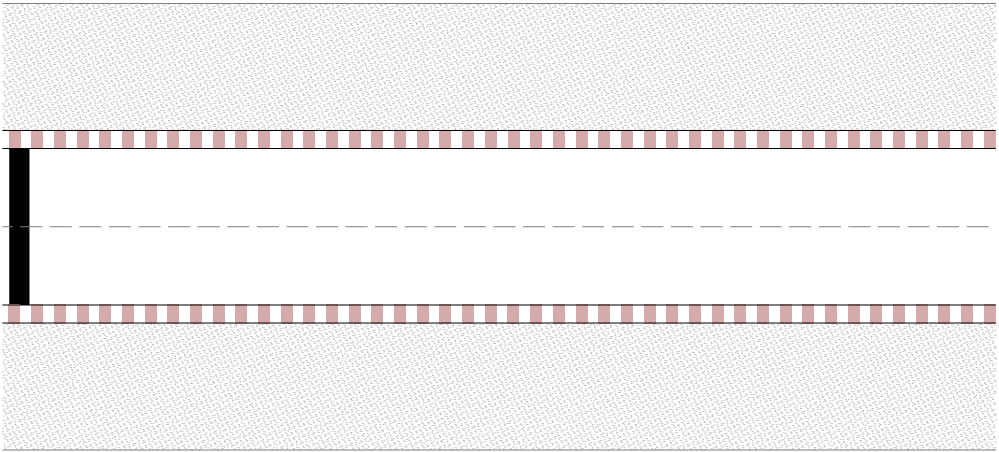
Proposed Site-Ground Floor (1)  
1:500



1

-

RF-Roof  
1:50



2

-

RF-Existing Roof  
1:100

Wall Ledgend

- Existing Wall
- Proposed Wall
- Demolition Walls

1:50



Notes:

- THIS DRAWING IS COPYRIGHT AND MUST NOT BE RE-PRODUCED IN WHOLE OR IN PART WITHOUT WRITTEN PERMISSION.
- THIS DRAWING MUST NOT BE SCALED. REFER TO FIGURED DIMENSIONS ONLY, EXCEPT FOR PURPOSE OF CONSIDERATION UNDER PLANNING LEGISLATION.
- USE FIGURED DIMENSIONS ONLY, ALL DIMENSIONS AND LEVELS TO BE CHECKED ON SITE PRIOR TO CONSTRUCTION. CLIENT TO BE NOTIFIED OF ANY DISCREPANCIES.
- THIS DRAWING TO BE READ IN CONJUNCTION WITH THE OTHER RELEVANT PROJECT DRAWINGS AND CURRENT INSTRUCTIONS.
- ALL STRUCTURAL DETAILS TO BE CHECKED AGAINST THE STRUCTURAL ENGINEERS' DRAWINGS AND CALCULATIONS.
- ALL M & E DETAILS TO BE CHECKED AGAINST M & E ENGINEERS, APPROVED SUB-CONTRACTORS DRAWINGS AND CURRENT INSTRUCTIONS.
- ALL DRAWINGS AND SPECIFICATIONS FOR THE PROJECT TO BE READ IN CONJUNCTION WITH DESIGNER'S HAZARD AND ENVIRONMENTAL ASSESSMENT RECORD.
- ALL WORK TO BE UNDERTAKEN WITH THE REQUIREMENTS OF THE CURRENT BUILDING AND WATER REGULATIONS.
- CONTRACTOR SHALL OBTAIN REQUIRED PERMITS FROM ALL AGENCIES AND PAY ALL FEES PRIOR TO COMMENCEMENT OF ANY WORK.

Rev	Date	Description	By	Chkd
Ch-10	8/30/2023	Change		
Ch-09	8/30/2023	Change		
Ch-08	8/30/2023	Change		
	8/30/2023			
	7/13/2023			

Site Address:  
13 Oak Ave West Drayton UB7 9EP

Drawing Title:  
Proposed Roof Plan


Status:  
Plans Proposed

Scale:  
1:50, 1:100, 1:500  
@A2

Client:  
Jarnail Singh  
Project No:  
1036

Date:  
9/5/2023  
Drawing No:  
1031-14\_Rev05

Drawn By:  
SY  
Rev:  
05



SY Design  
Studio

Tel: 07859431227  
Email: salman@sydesignstudio.co.uk  
Web: www.sydesignstudio.co.uk