

- NOTES:**
1. THIS DRAWING IS NOT APPROVED FOR CONSTRUCTION.
 2. PRIOR TO COMMENCEMENT OF WORK, DRAWINGS TO BE SIGNED OFF BY BUILDING CONTROL INSPECTOR.
 2. PARTY WALL (ETC) ACT 1997 TO BE AGREED WITH ADJOINING NEIGHBORS PRIOR TO CONSTRUCTION.
 3. ALL MEASUREMENTS TO BE CHECKED ON SITE & NOT BE SCALED FROM THIS DRAWING.
 4. ALL WORKS TO MEET LOCAL AUTHORITY'S SET STANDROS.

Comments

The General contractor is responsible for the verification of all dimensions on site and shall inform the contract administrator of any discrepancies.

Do not scale from this drawing. Use figure dimension only.

All furniture shown in drawings is for illustration purposes only.

Existing foundations, lintels and wall to be exposed if required by Building Control for assessment and upgrading if found inadequate.

Fire Precautions:

All doors marked with FD30 to be to current British Standards.
All new fire doors to be fitted with 3x4" steel butt hinges or 3x30min fire rated hinges, with appropriate CE and BS EN stamps on each hinge if using brass or chrome.

Self contained mains operated interlinked smoke alarms (BS 5446) and fitted with battery backup to be provided to all landings and hall ceiling shown as (SD).

Staircases:

Actual size of riser & tread for the proposed staircase, to be confirmed on site prior to istallation by staircase specialist to avoid any issues with headroom/pitch.

PRELIMINARY DESIGN

PLEASE PRINT, SIGN AND DATE TO APPROVE DRAWINGS FOR CLIENT/S.

SIGNATURE.....
PRINT NAME
DATE

REVISIONS:	
DATE	DESCRIPTION
11-07-22	AMENDMENTS

PROJECT DESCRIPTION:

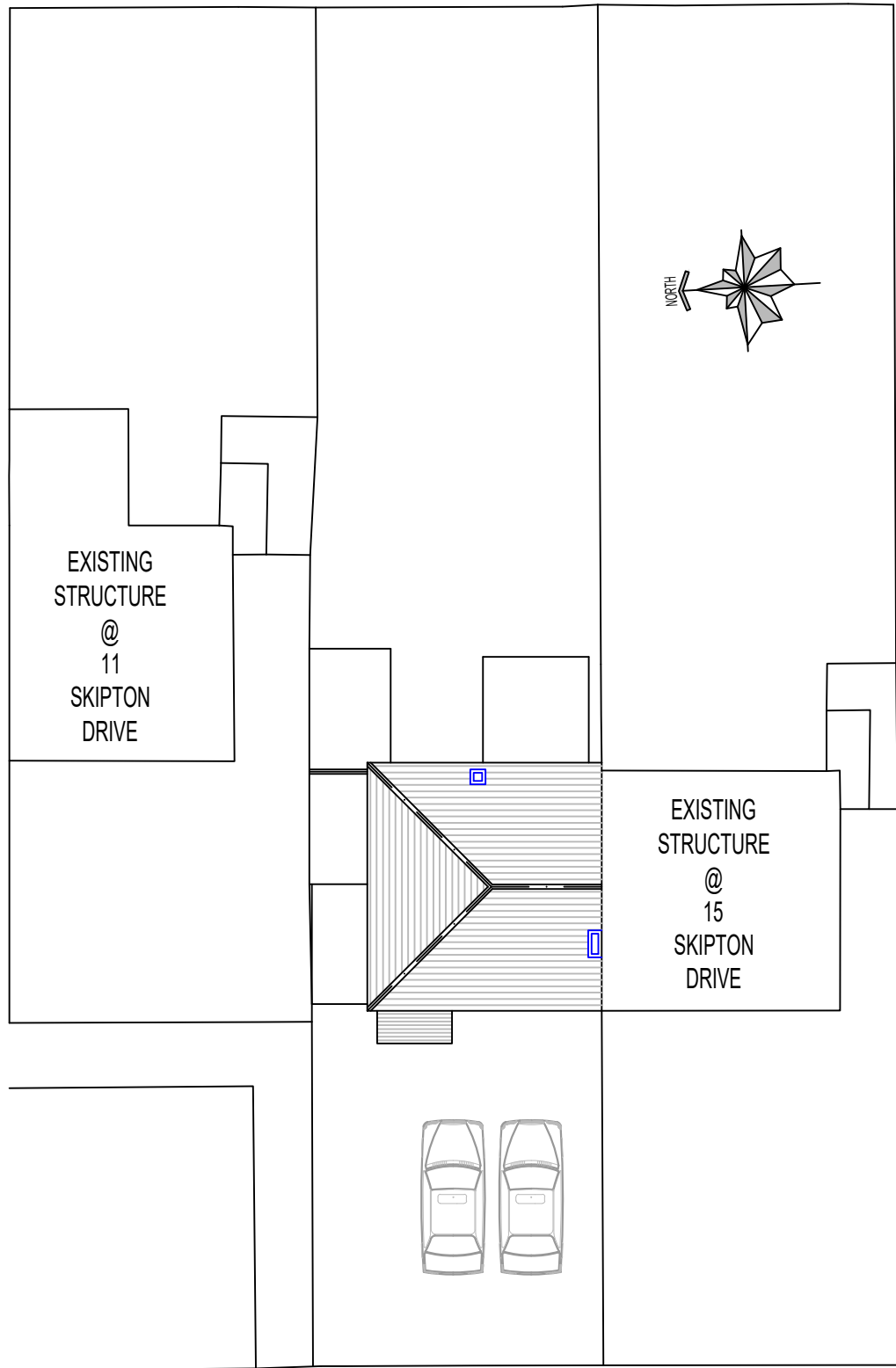
PROPOSAL FOR SINGLE STOREY SIDE / REAR EXTENSION & INTERNAL ALTERATIONS

PROJECT DETAILS:

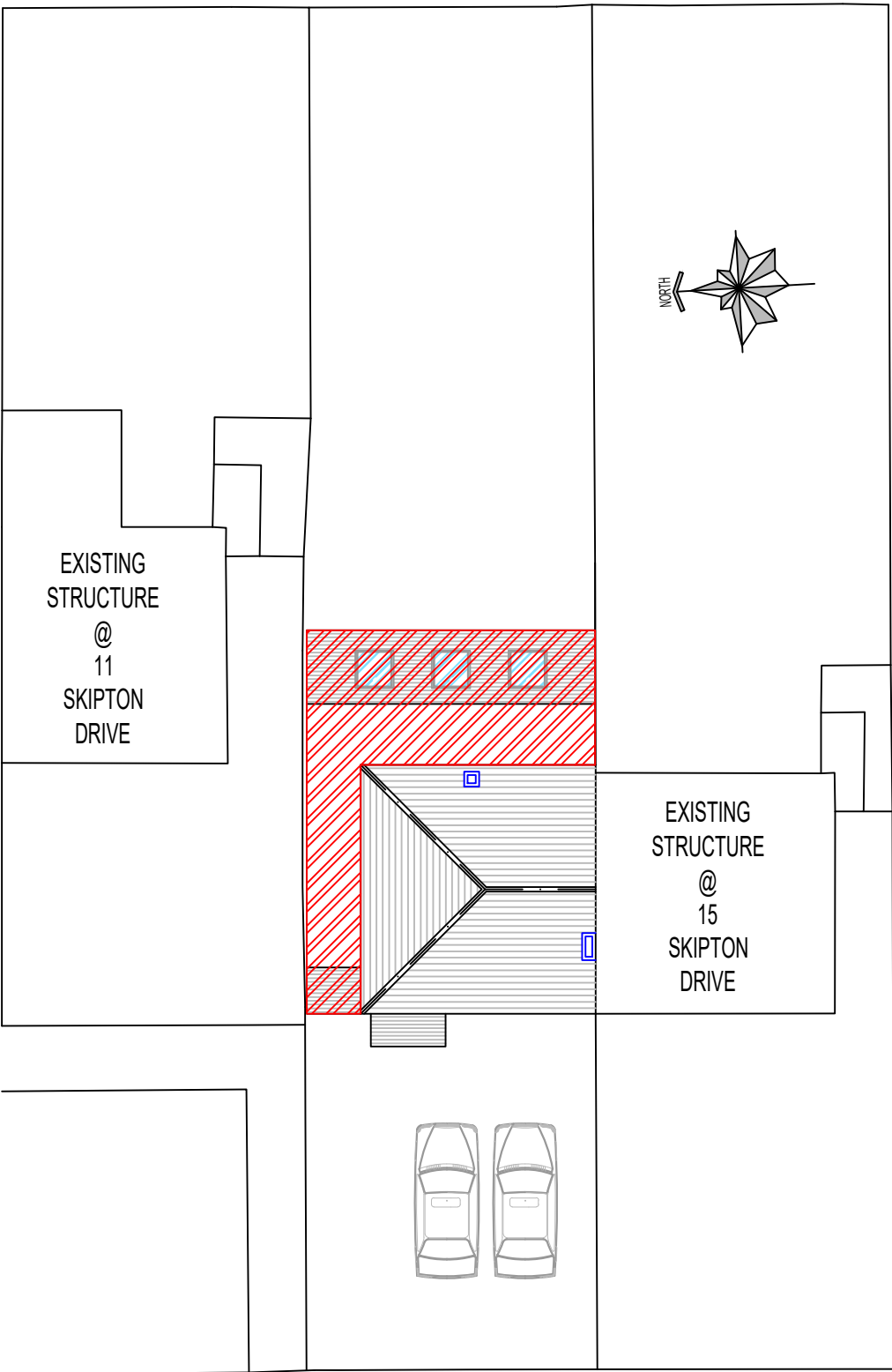
MR. R SHARMA

13 SKIPTON DRIVE
HAYS
UB3 1PL

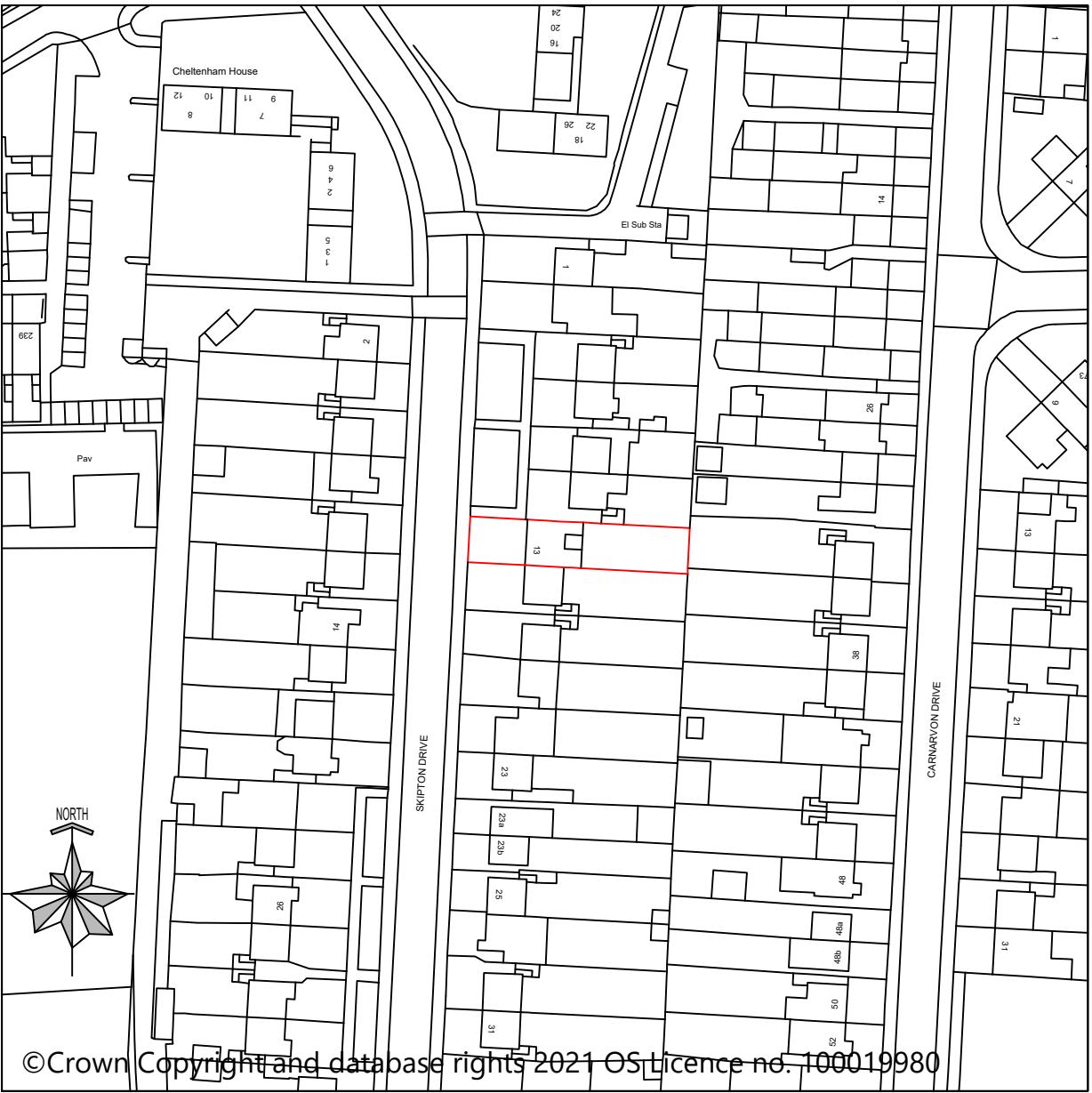
DRAWING NO.:	13SD/25102021/REV-B-2/2
DATE:	25 OCTOBER 2021
SCALE:	1:200 & 1:1250 @A1
DRAWN BY:	MS
CHECKED BY:	



SKIPTON DRIVE
EXISTING SITE PLAN
SCALE 1:200@A1



SKIPTON DRIVE
PROPOSED SITE PLAN
SCALE 1:200@A1



LOCATION PLAN
SCALE 1:1250@A1