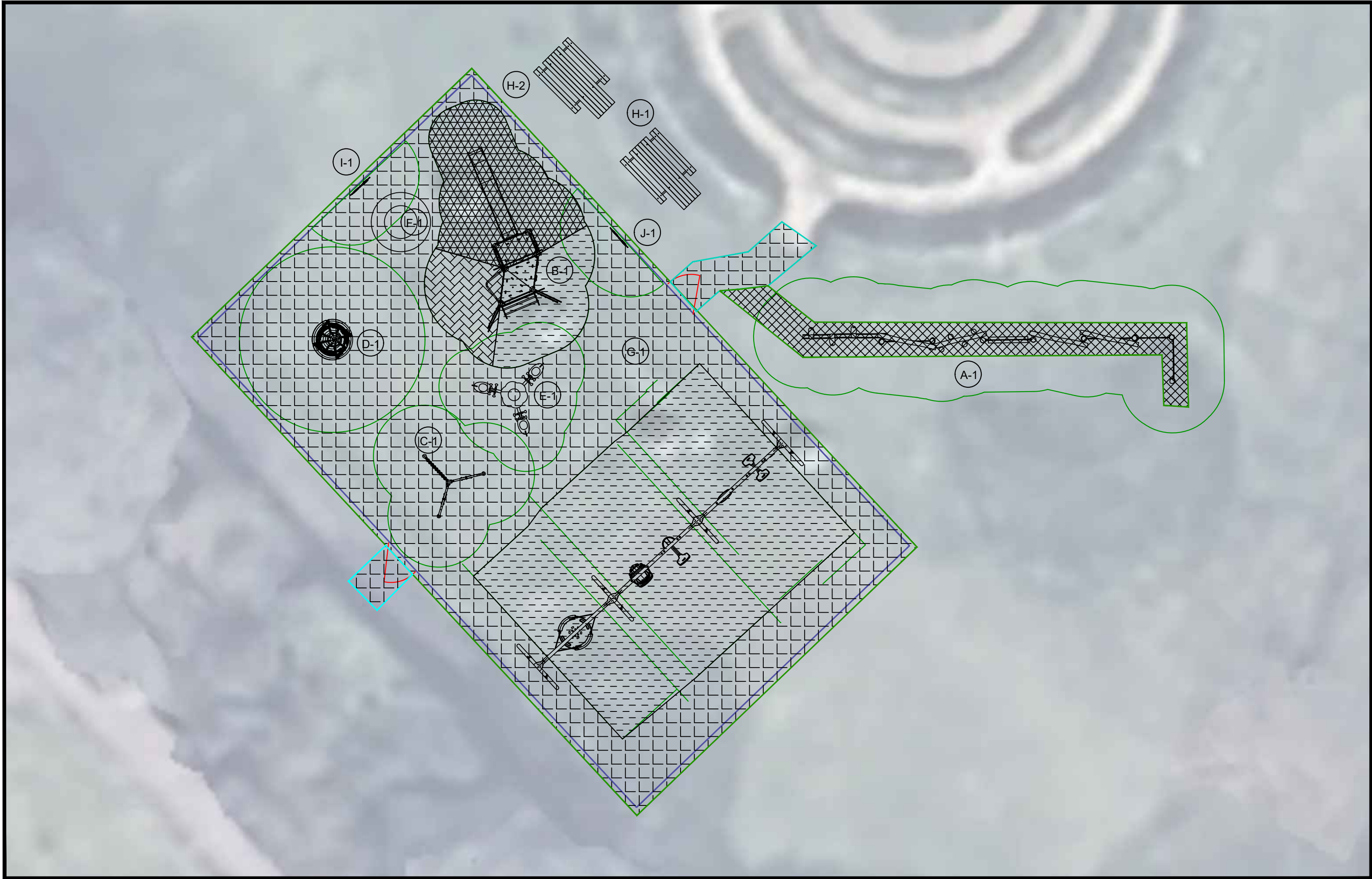


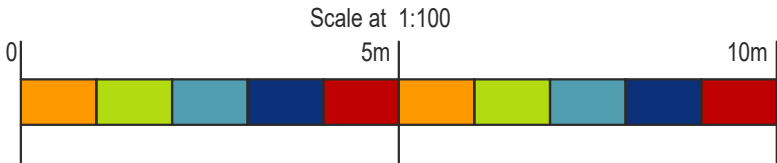
FALLING LANE PLAY AREA

BUGLER DEVELOPMENTS LTD SO253951-2

SURFACING DEPTHS



Label	Product Number	Product Name	Maximum Fall Height	Count
A	NRO864	Agility Trail 5	60	1
B	PCM53021- 20365799	Lookout Tree	206	1
C	PCT801- 20365800	FunPoint, Creator	0	1
D	ELE400068	Boogie Spinner™	100	1
E	ELE400021	Blazer	100	1
F	TPP29500	LOOP Circle	0	1
G	KSW926- 20356487	Swing with 1x Shell Seat, 1x Flat Seat, 1x Inclusive Seat, 1x You&Me Seat & 1x Duo Seat	145	1
H	PAR1403	Picnic Bench	0	2
I	FISENP6	Sensory Play Panel	0	1
J	FIPLCO6	Communication Panel	0	1



HEALTH&SAFETY

Please refer to the Project H & S plan prior to works commencing

1.1 Site Induction and Tool Box talk to be completed prior to any works commencing.

1.2 Please ensure the drawing has been revised based on any pre start meeting notes.

1.2.1 If a drawing revision has not taken place, please ensure an updated drawing has been received before installation commences.

1.3 Please check for site specific hazards and follow the correct risk assessment & procedure relating to:

- Access to and from the site
- Utilities, overhead & underground
- Lighting & Noise
- Operating required at height
- Fire and emergency plans
- The general work environment
- Site Security

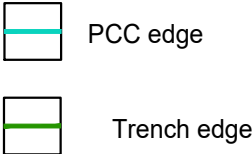
1.4 Familiarise yourself with the site rules within the H&S Project file.

KEY

Safety Zone

Other green safety zones may overlap but physical equipment can't enter another equipments green zone. (with exception of trim trail clusters).

Edging Types



Fencing Types



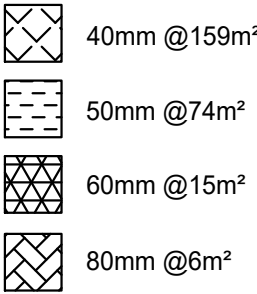
CONSTRUCTION DETAILS

Surfacing

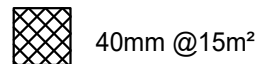
Black Wet Pour

Brown Mulch

Wet pour Depths



Mulch Depths



NOTES

NO BENCHES, FENCING, RAISED PLANTING BORDERS, MANHOLES OR OTHER PHYSICAL OBJECTS MAY CROSS INTO ANY SAFETY ZONE OR FREE SPACE ZONE

- Works to be completed by Kompan Ltd installation sub contractor.
- Details of safety surfacing depths/graphics and fencing in second drawing.
- Please see reference point on grid.
- Please refer to product installation documents supplied with the delivery of products to site. If these are not delivered please visit the Kompan master website or contact the Kompan Ltd office.
- Please refer to pre start meeting notes and H&S documents.
- Please ensure metal slides are orientated in a northerly direction as far as possible.
- Areas and dimensions shown are critical for compliance with European safety standards En1176 & En1177, if in doubt ask.

PLEASE CHECK DIMENSIONS AND SPACES ON SITE PRIOR TO INSTALLATION - IF IN DOUBT PLEASE CONTACT THE KOMPAN Ltd DESIGN OFFICE



KOMPAN Ltd.
Serenity House
Shirwell Crescent
Furzton Lake
MK4 1GA

www.KOMPAN.co.uk
T:01908 201002
F:01908 201007
E:KOMPAN.UK@KOMPAN.com

NOT FOR TENDER ISSUE.

©copyright of this drawing remains the property of KOMPAN Ltd. and the KOMPAN group. This drawing may not be reproduced without prior permission of KOMPAN Ltd. Any infringement will be pursued.

Project & Title

FALLING LANE PLAY AREA

Designed by

MF

Client

BUGLER DEVELOPMENTS LTD

Date

09/06/25

Scale

1:100:A2

Drawing No.

CAS-416136-Y2F0L4

Sheet

2 of 3

Revision

N/A

