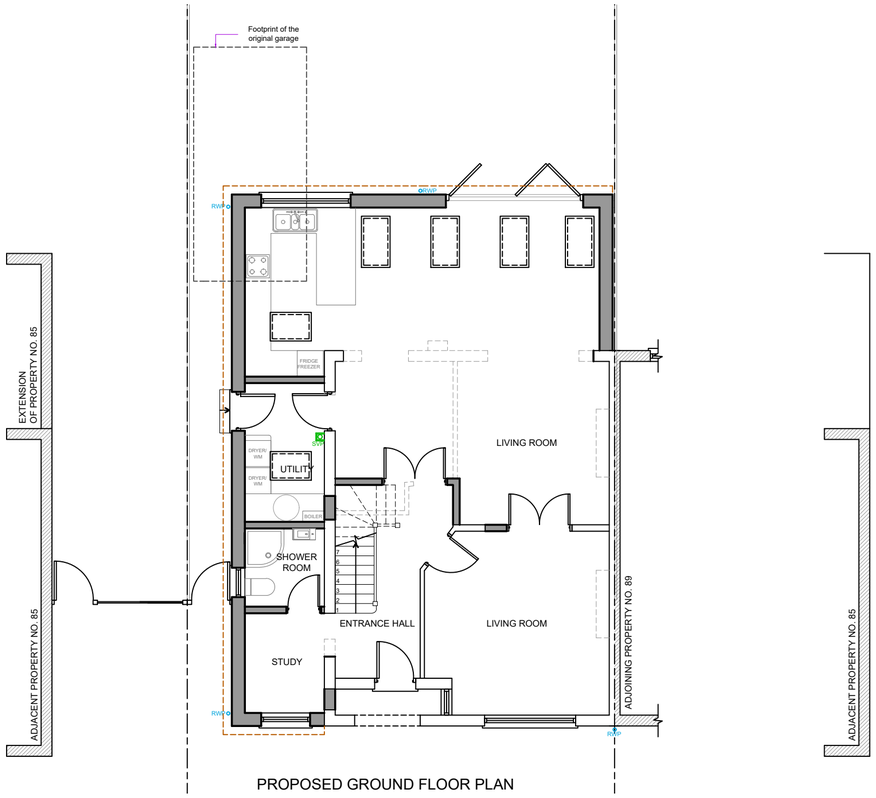

PROPOSED GROUND FLOOR PLAN

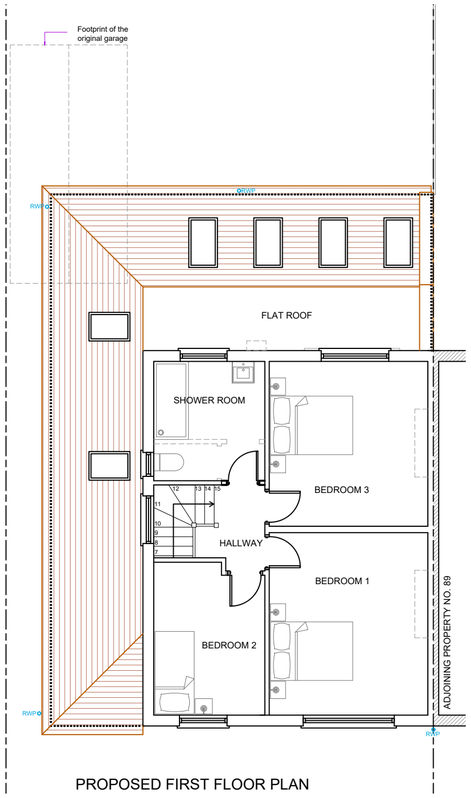

PROPOSED FIRST FLOOR PLAN

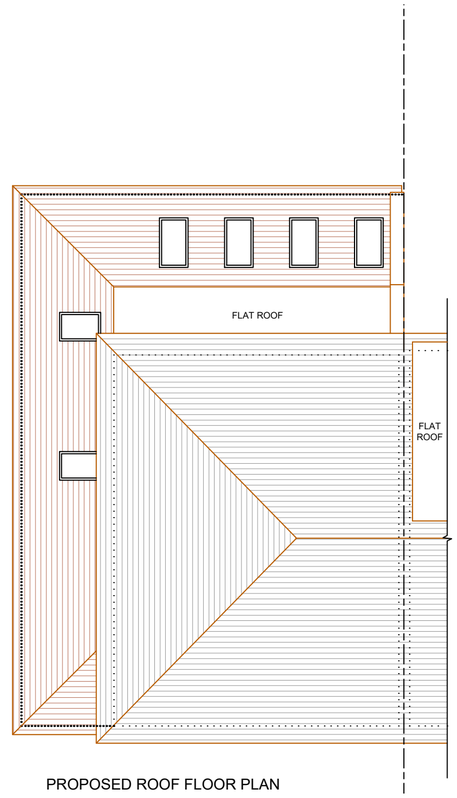

PROPOSED ROOF FLOOR PLAN

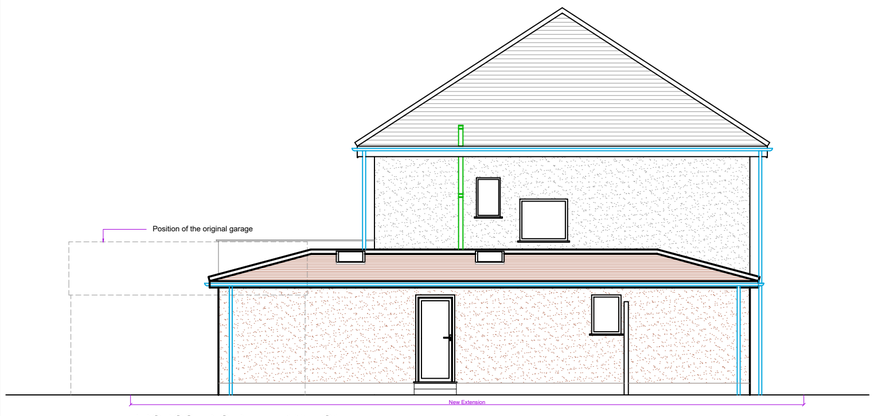

PROPOSED SIDE ELEVATION

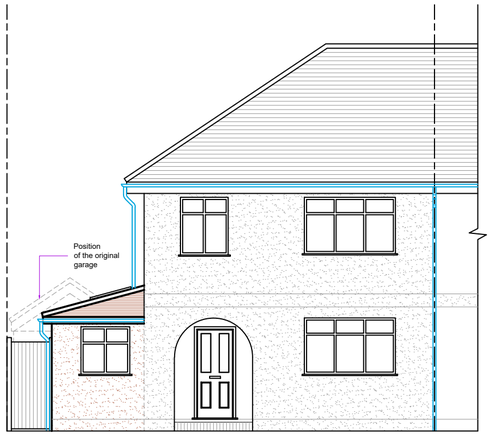

PROPOSED FRONT ELEVATION

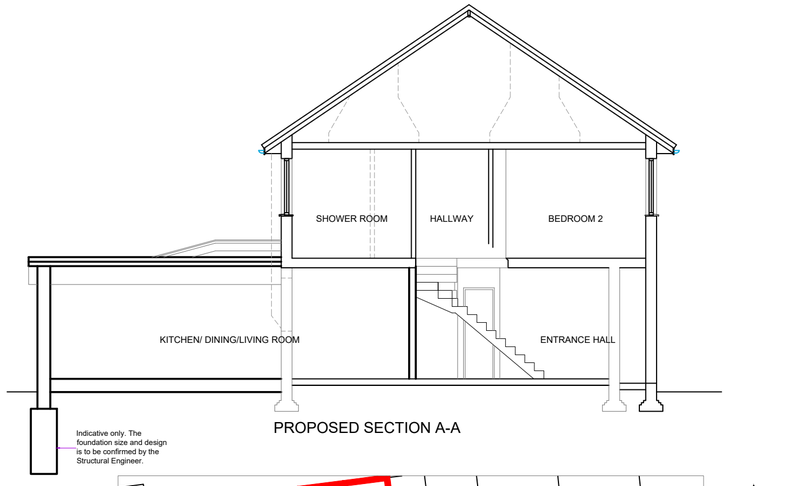

PROPOSED SECTION A-A

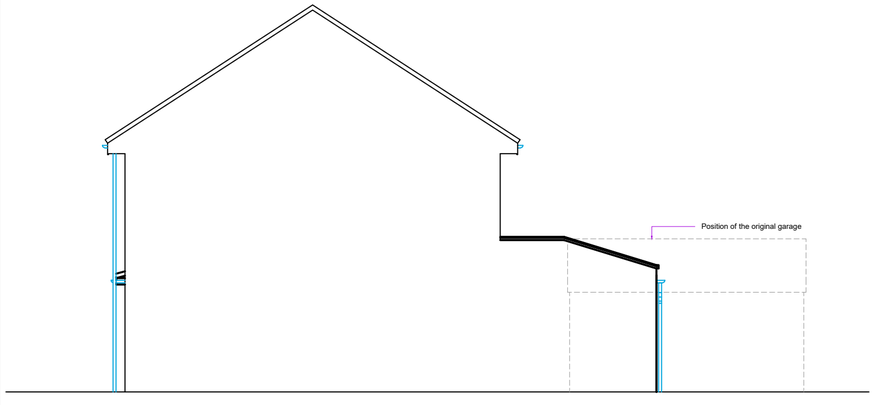

PROPOSED SIDE ELEVATION

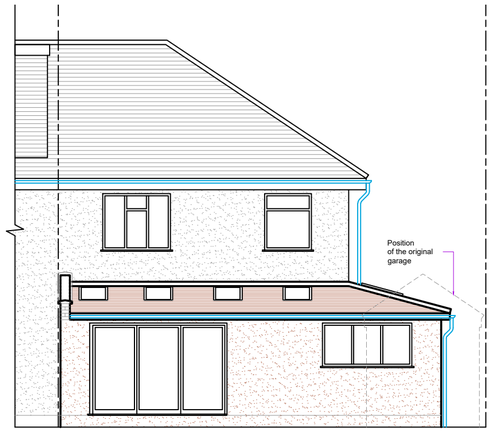

PROPOSED REAR ELEVATION

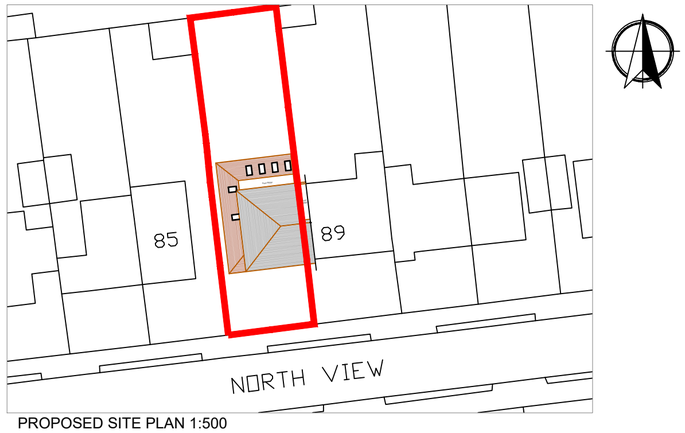

PROPOSED SITE PLAN 1:500

IMPORTANT NOTE

The specification is to be read in conjunction with the plans/section details, and other associated Structural details as may be provided.
All work is to be carried out to the Local Authority Planning and Building Regulations Approval, and the Codes of Practice and British Standards as necessary.
All dimensions, levels, sizes, positions and locations of particulars as indicated on drawings are to be verified by the appointed Contractor on site prior to engaging in works. Any discrepancies must be reported to the Architect/Surveyor/Engineer or responsible person/s immediately.
The Contractor is responsible for ensuring compliance with the CDM Regulations, and appropriate Health & Safety on site precautions.

The Client/Building Owner must obtain any necessary PARTY WALL AGREEMENTS, prior to engaging in the works on site.

GENERAL LEGEND

- BOUNDARY LINE
- EXISTING WALLS
- EXISTING WALLS TO BE DEMOLISHED
- RIDGE LINE
- PROPOSED WALLS
- EXISTING RENDER
- PROPOSED RENDER
- EXISTING CLAY ROOF TILES
- PROPOSED CLAY ROOF TILES
- EXISTING FLAT ROOF
- PROPOSED FLAT ROOF

Rev.	Date	Comment
B.	12.10.2021	Single storey rear extension amended.
A.	23.09.2021	Single storey front extension removed.

(1:50) 1m 2m

(1:100) 1m 2m 3m 4m 5m

Copyright ©

kdb building designs
Chartered Architectural Technologist
020 3875 2000
plans@kdbdesigns.co.uk
www.kdbdesigns.co.uk

Client: MS IMAN ELGAYAR

Site Address: 87 NORTH VIEW
PINNER
HA5 1PX

Project Title: SINGLE STOREY FRONT, SIDE AND REAR EXTENSION, REMOVAL OF LOAD BEARING WALLS AND CHIMNEY STACK (INTERNAL)

Status: PLANNING

Drawn:	Checked:
GK	KB
Date: 03.07.2021	Scale: 1:100 @ A2

Drawing Title: PROPOSED PLANS AND ELEVATIONS

Job No:	Drawing No:	Rev:
NORV87	PL - 02	B