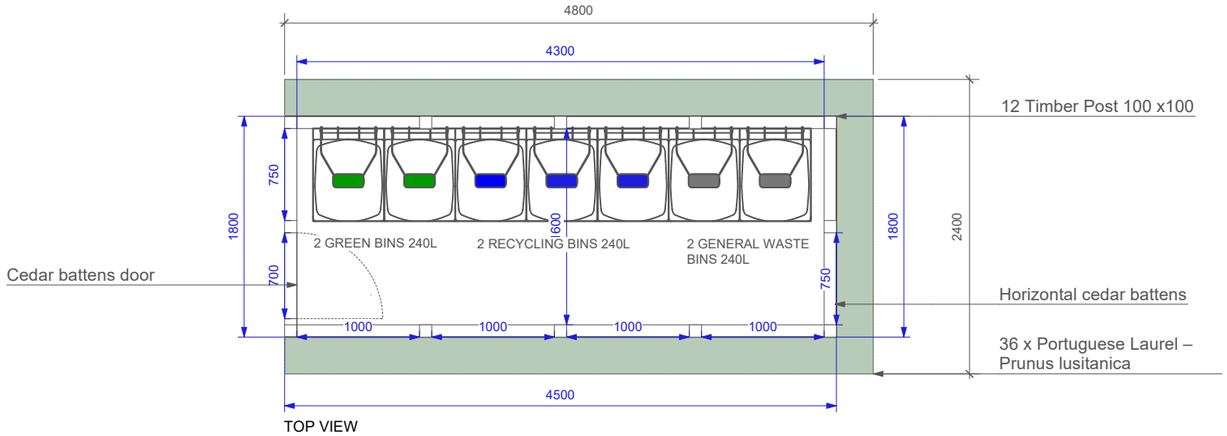

TOP VIEW

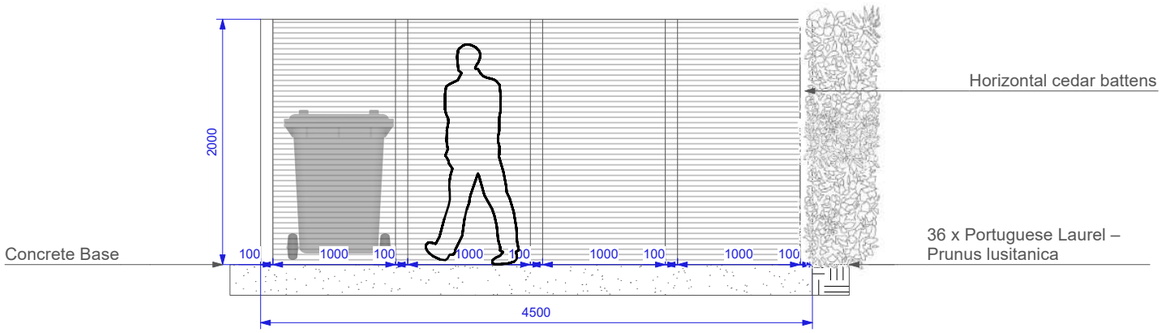

FRONT VIEW

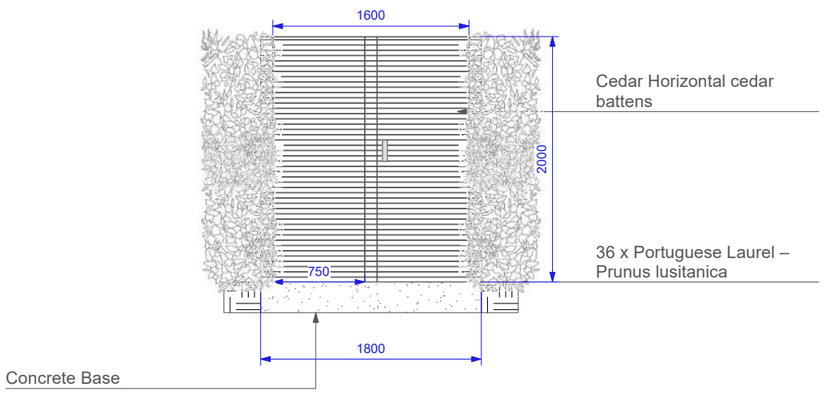

0 1 2 3 4 5m

SCALE 1:50

The refuse storage enclosure will be constructed as follows:

- **Cladding:** Horizontal Western Red Cedar battens
- **Batten size:** 38mm x 18mm x 3000mm
- **Spacing:** 5–10mm gaps between battens
- **Framework:** Pressure-treated timber sub-frame
- **Support posts:** Pressure-treated structural timber posts (minimum 100mm x 100mm) set in concrete foundations
- **Overall height:** 2.0 metres
- **Finish:** Left untreated to weather naturally to a silver-grey tone
- **Access:** Hinged access gate to match cladding design

Bins to be stored on concrete hardstanding with fall to drain for wash-down

The enclosure will provide full screening of refuse bins and will be positioned as shown on the submitted drawing.

Soft Landscaping – Screening Planting Specification
To provide additional visual screening and soften the appearance of the structure, evergreen hedge planting will be installed around the enclosure.
Species: Prunus laurocerasus (Cherry Laurel)
Quantity: 36 plants
Plant size at planting: 1.8m height (Extra Heavy Standard / Bushy specimens)
Container size: Minimum 15–20L
Planting density: Planted at 2 plants per linear metre
Soil preparation: Topsoil improvement with organic compost
Irrigation: Hand watered during establishment period
The hedge will form a dense evergreen screen. It is expected that full visual coverage of the enclosure will be achieved within approximately 2–3 growing seasons.

Project Name:

FRONT GARDEN

Client Name:	XXX	**Address:**	173 -175 Station Road UB7 7NQ
Drawing Number:	D02	**Drawing Title:**	Bin storage details
Scale:	1:50	**Date:**	24/02/2026

BAGI LANDSCAPER

19C Grenfell Road CR42BZ
Mobile:07459 799834
Website:https://www.bagilandscaper.co.uk/