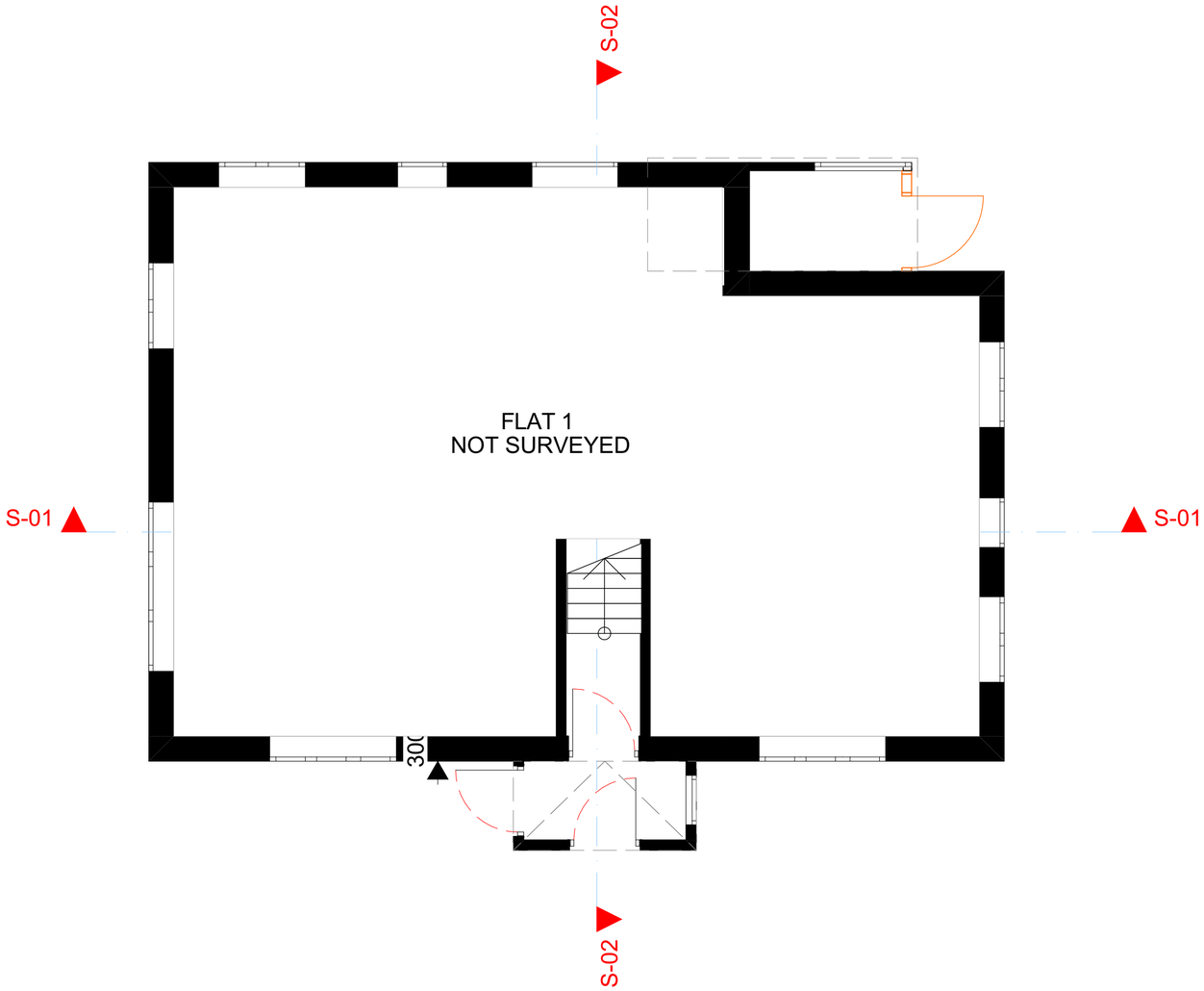

1
-

GF-Proposed Ground Floor
1:50

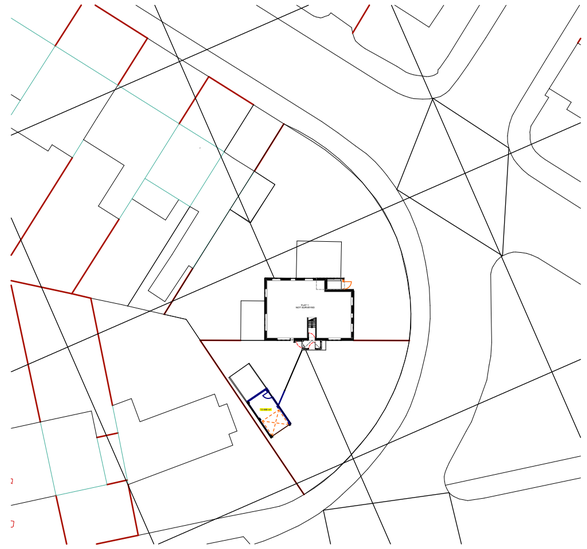

3
-

GF-Location Plan
1:500

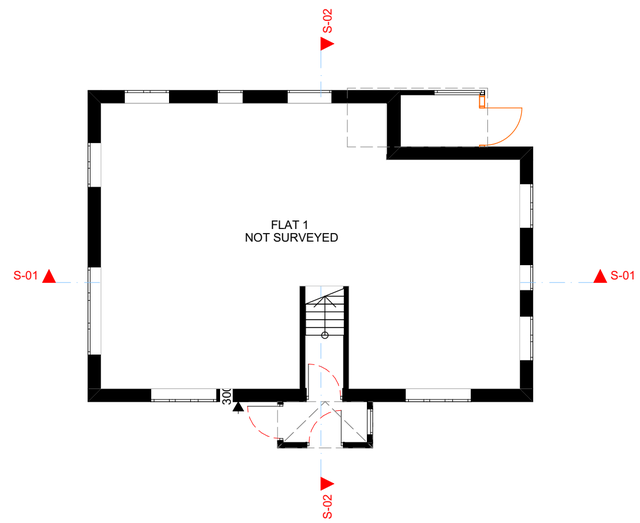

2
-

GF-Existing Ground Floor
1:100

Wall Ledgend

- Existing Wall
- Proposed Wall
- Demolition Walls

1:50

0 .5 1 1.5 2 2.5m

Notes:

1. THIS DRAWING IS COPYRIGHT AND MUST NOT BE RE-PRODUCED IN WHOLE OR IN PART WITHOUT WRITTEN PERMISSION.
2. THIS DRAWING MUST NOT BE SCALED. REFER TO FIGURED DIMENSIONS ONLY, EXCEPT FOR PURPOSE OF CONSIDERATION UNDER PLANNING LEGISLATION.
3. USE FIGURED DIMENSIONS ONLY. ALL DIMENSIONS AND LEVELS TO BE CHECKED ON SITE PRIOR TO CONSTRUCTION. CLIENT TO BE NOTIFIED OF ANY DISCREPANCIES.
4. THIS DRAWING TO BE READ IN CONJUNCTION WITH THE OTHER RELEVANT PROJECT DRAWINGS AND CURRENT INSTRUCTIONS.
5. ALL STRUCTURAL DETAILS TO BE CHECKED AGAINST THE STRUCTURAL ENGINEERS DRAWINGS AND CALCULATIONS .
6. ALL M & E DETAILS TO BE CHECKED AGAINST M & E ENGINEERS, APPROVED SUB-CONTRACTORS DRAWINGS AND CURRENT INSTRUCTIONS.
7. ALL DRAWINGS AND SPECIFICATIONS FOR THE PROJECT TO BE READ IN CONJUNCTION WITH DESIGNER'S HAZARD AND ENVIRONMENTAL ASSESSMENT RECORD.
8. ALL WORK TO BE UNDERTAKEN WITH THE REQUIREMENTS OF THE CURRENT BUILDING AND WATER REGULATIONS.
9. CONTRACTOR SHALL OBTAIN REQUIRED PERMITS FROM ALL AGENCIES AND PAYALL FEES PRIOR TO COMMENCEMENT OF ANY WORK

Rev	Date	Description	By	Chk'd
	Work in Progress			

Site Address:
48a the fairway Ruislip Middlesex HA4 0RY

Drawing Title:	Client:	Date:	Drawn By:
Proposed Ground Floor Plan	Ivan	9/15/2023	SY

Status:	Scale:	Project No:	Drawing No:	Rev:
Plans Proposed	1:50, 1:100, 1:500 @A2	1032	1031-12_Rev01	01 - WIP

SY Design Studio

Tel: 07859431227
Email: salman@sydesignstudio.co.uk
Web: www.sydesignstudio.co.uk