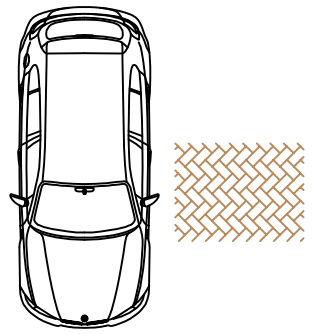

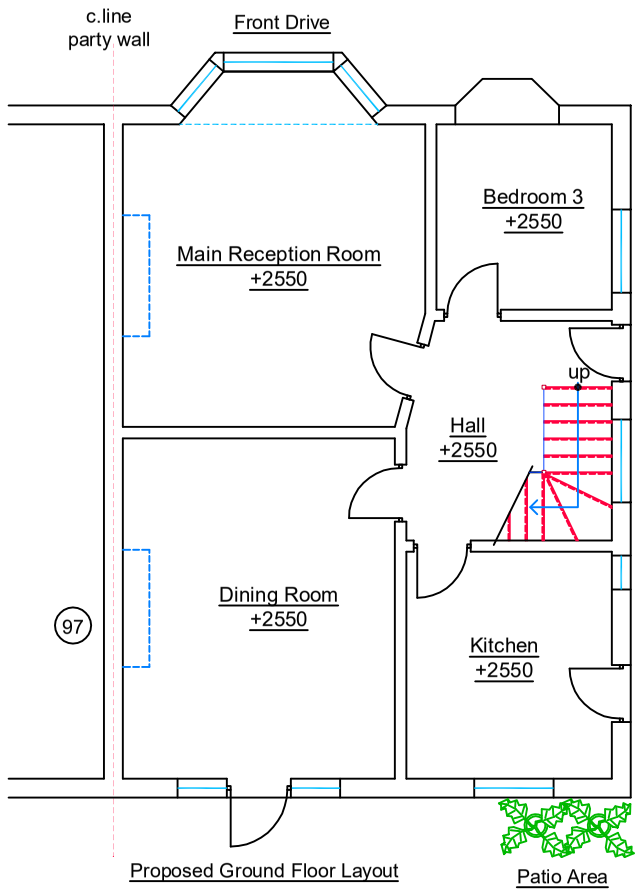

Proposed Ground Floor Layout

95 +2550 denotes floor to ceiling height

Rear Garden

all new facing brickwork/render, roof tiles to match existing dwelling

(land scapping to suit natural ground profile)

✱ denotes FD30 fire doors (all to BCOs approval)

SD denotes mains operated, self-contained smoke alarms with battery back up all to be interlinked

HD denotes heat detector to proposed kitchen

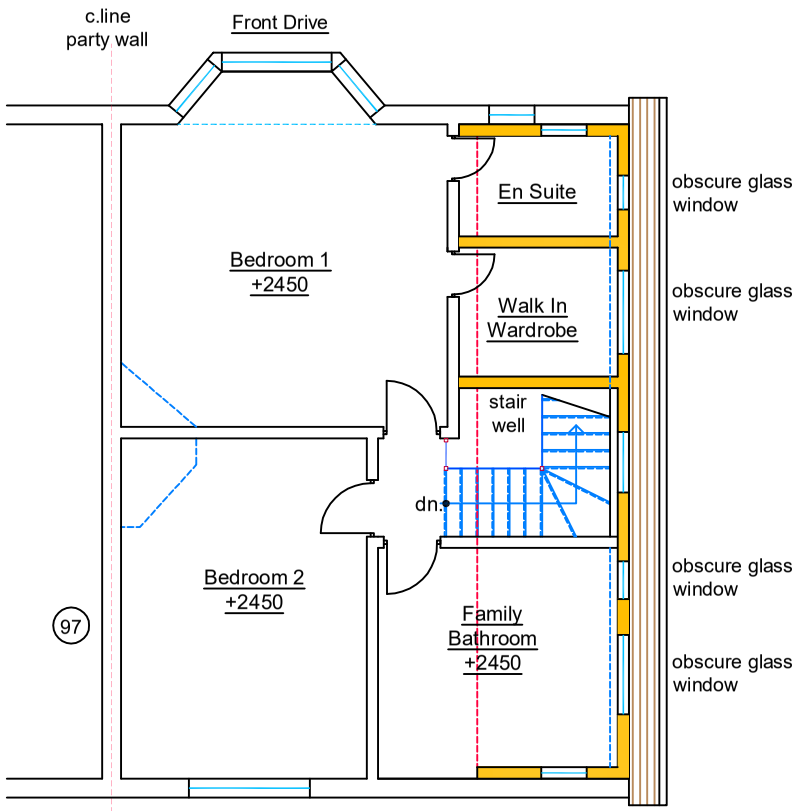

Proposed First Floor Layout

95 +2450 denotes floor to ceiling height

✱ denotes FD30 fire doors (all to BCOs approval)

SD denotes mains operated, self-contained smoke alarms with battery back up all to be interlinked

New timber stairs to proposed loft to stairs specialist requirements (final setting out and head room to be determined on site by stairs specialists requirements and to B.C.Os approval) New loft floor steel beams to be set out by main builder in conjunction with loft stair specialist. The CAD Technician Has No Responsibility On The Setting Out Of New Stairs Head Room To Be Determined By Principal Builder Prior To Commencement Of Any Works

All final positioning of internal partitioning to Clients Requirements & to BCOs Approval

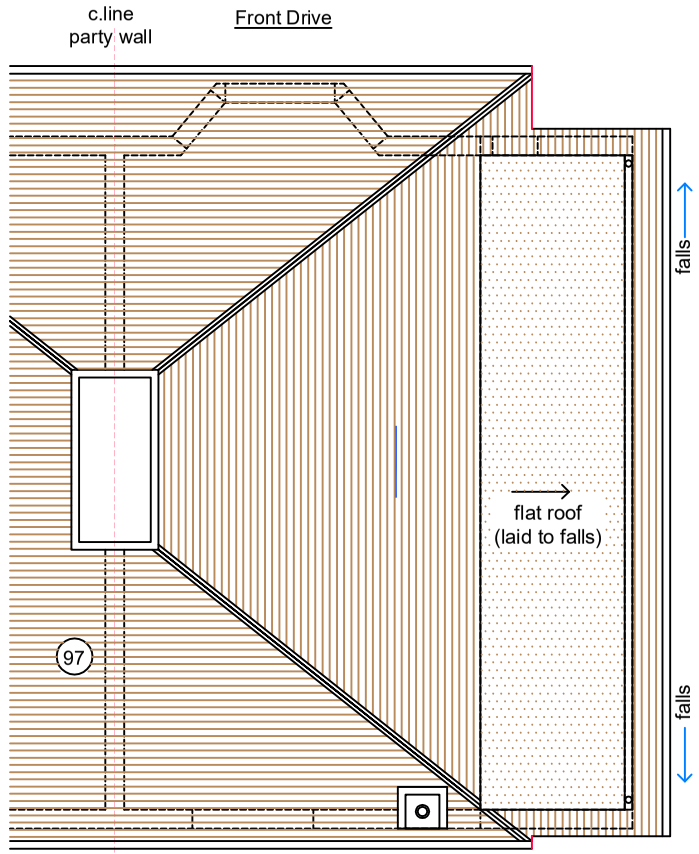

Proposed Roof Layout

95

all new facing brickwork/render, roof tiles to match existing dwelling

NOTES

CONTRACTORS MUST VERIFY ALL DIMENSIONS ON SITE BEFORE COMMENCING ANY WORK ON SHOP DRAWINGS

DO NOT SCALE FROM THIS DRAWING

RS ATRA COPYRIGHT

Notes:
1. Do not scale this drawing

2. All dimensions to be verified on site and any discrepancy reported to the client

3. This drawing to be read in conjunction with all relevant drawings

owners to serve party wall act notice on owners of adjacent property and obtain written agreement, prior to commencement of any works

client/builder to obtain all planning permission approvals from the relevant authority. commencement of building works prior to the planning & building control approvals is to client/builders own risk

roof lights:

final size and position of roof lights to clients requirements

all rainwater guttering, down pipes locations to be confirmed by architect & not to encroach neighbors property

client/builder to liaise with local water board for any new works on or within the public sewer or drain runs and obtain approval from the local authority prior to commencement of any works

Loft Conversion

REV	AMENDMENT	DATE	CHKD
A	Planning Issue	05.04.21	RS

0 1m 2m 3m

Scale Bar

CLIENT

Sarpreet Gill

PROJECT

95 North View
Pinner - Middlesex
HA5 1PX

DRAWING TITLE

Proposed Loft Conversion
Proposed Floor Layouts
Sheet 3

SCALE	DRAWN BY	CHECKED	DATE
1:50 @ A1 1:100 @ A3	RS	RS	05.04.21

DRAWING STATUS

Planning Issue

DRAWING NUMBER	REVISION
2021 - 37 - 03	A