FRONT ELEVATION

SIDE ELEVATION

REAR ELEVATION

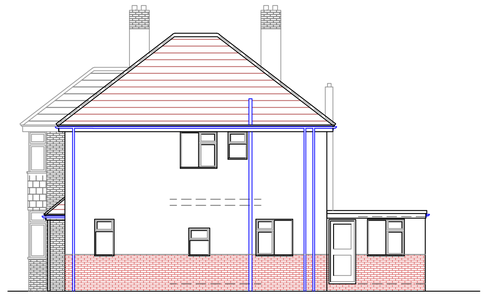

SIDE ELEVATION

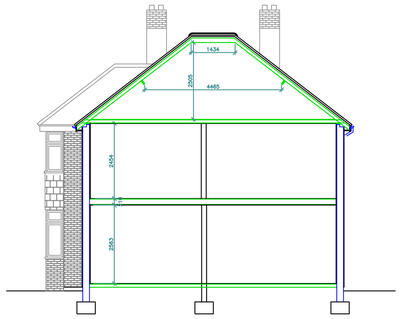

SECTION A–A

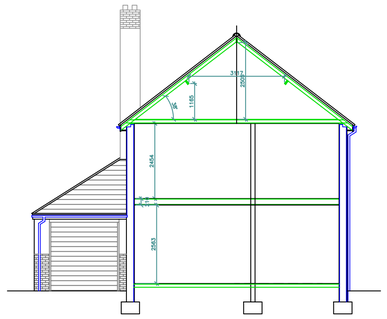

SECTION B–B

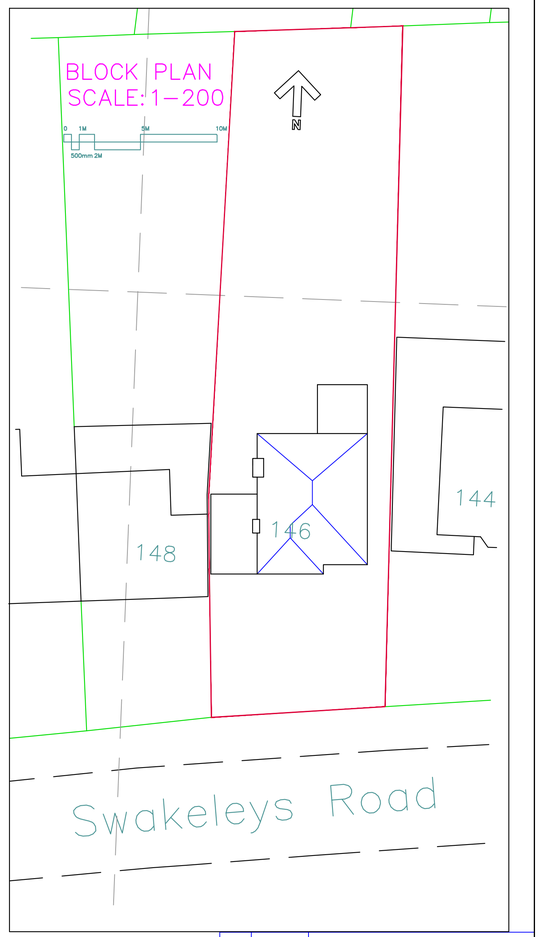

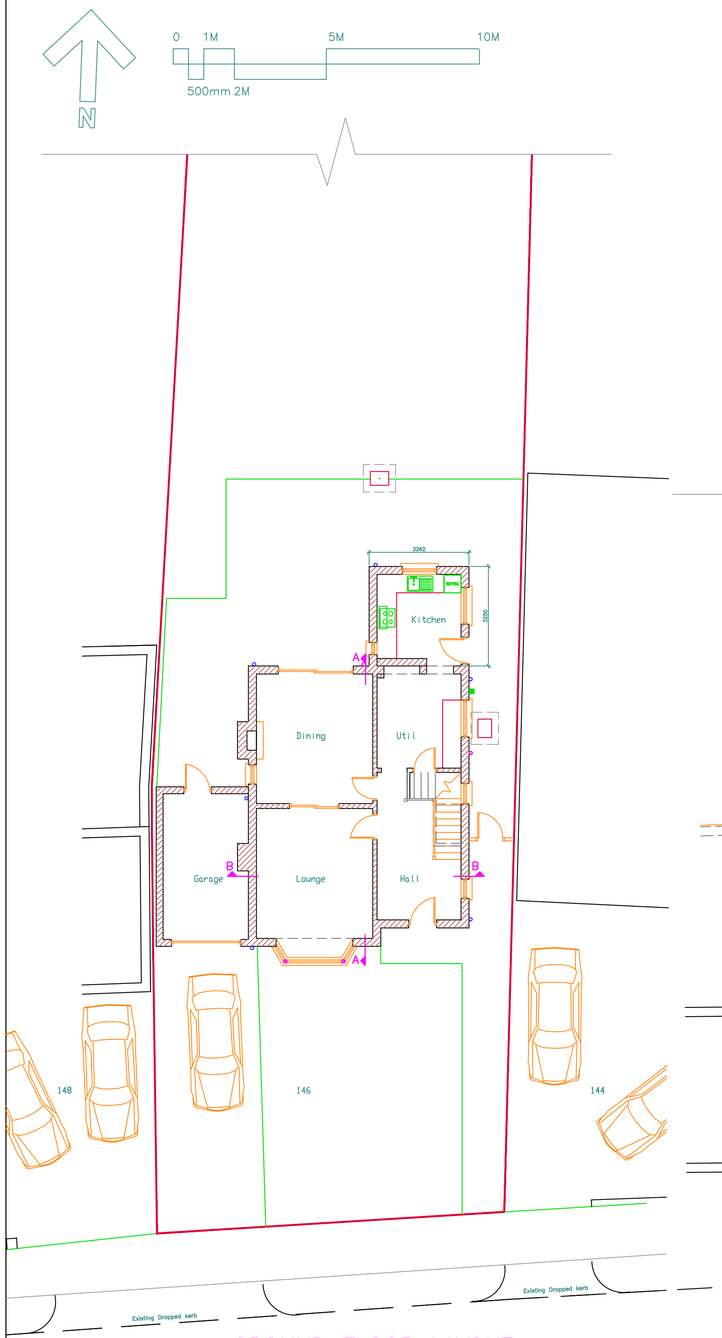

GROUND FLOOR LAYOUT

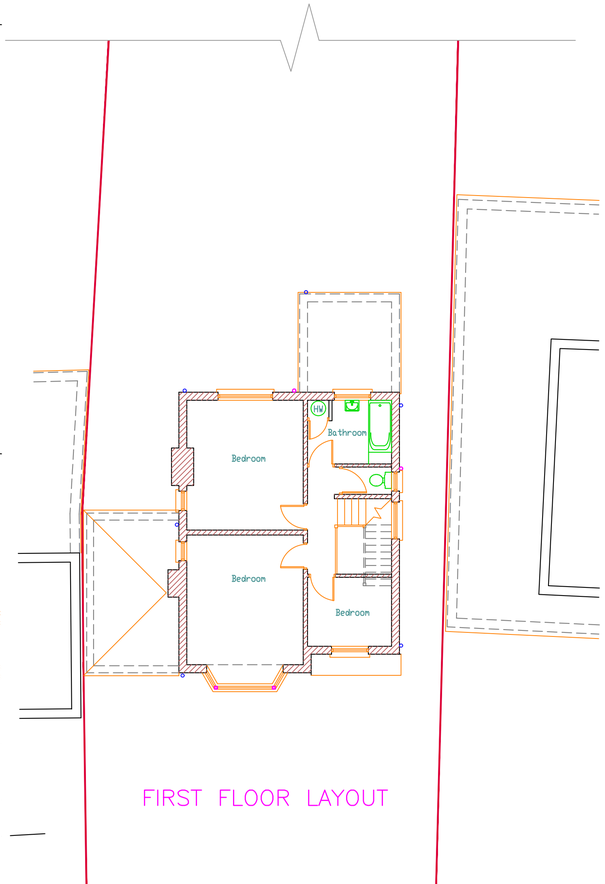

FIRST FLOOR LAYOUT

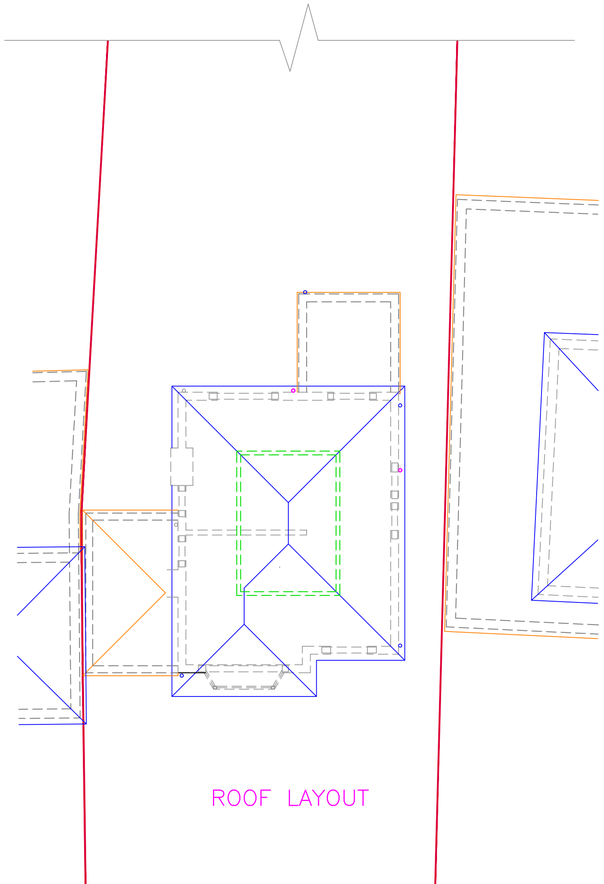

ROOF LAYOUT

1. Do not scale from this drawing.
2. All dimensions to be checked on site before ordering materials or commencing work.
3. In case of discrepancies in drawings, calculations or details refer to TOWERS DRAWING SERVICES for clarification: Unilateral decisions by contractors will not be accepted.
4. For any information not covered by these drawings refer to TOWERS DRAWING SERVICES. for clarification: Unilateral decisions by contractors will not be accepted.
5. The contractor must ensure that work is being carried out to the latest revisions of all the working drawings.
6. It is the contractors responsibility to inform the local authority before work commences on site, and at all prescribed stages of work. All to the District Surveyors satisfaction.
7. If work commences on site before full plans approval has been given, TOWERS DRAWING SERVICES accept no responsibility for any additional work or materials that the District Surveyor may require.
8. This drawing and all copies produced there from remain the copyright and property of TOWERS DRAWING SERVICES it may only be reproduced by TOWERS DRAWING SERVICES all copies must be returned to TOWERS DRAWING SERVICES if demanded.

By using this drawing the user and his or her employer signify their agreement of the above terms and conditions.

REV.	DATE	DESCRIPTION
A	JUNE 21	TITLE AMENDED

JOB 146 Swakeleys Road, Ickenham, UB10 8BA

TITLE

ORIGINAL LAYOUT

DRG. No. 3251–01 REV. A

SCALE. 1:100

© Copyright 2021

DRN. BY JV
DATE FEB 21
CHECKED PDN
DATE

TOWERS DRAWING SERVICES.
Harefield Oil Terminal,
Harvil Road, Harefield, UB9 6JL
01895 812822