A3 sheet

True Size 50mm

NORTH



SITE BOUNDARY

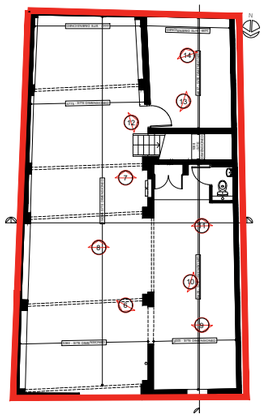

GROUND FLOOR PLAN (EXISTING)

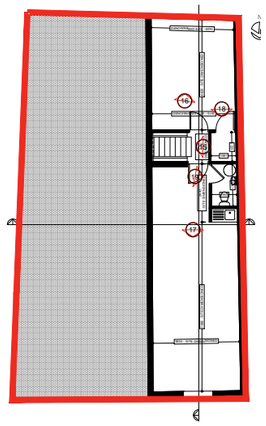

FIRST FLOOR PLAN (EXISTING)

EXISTING VIEWS ALONG VILLIER STREET

1

2

3

VIEWS TO VILLIER COURT ENTRANCE

4

VIEWS TO EXISTING GREEN WALL

5

EXISTING OPEN SPACE AND MAIN ENTRANCE INTO THE PROPERTY FROM VILLIER STREET ON GROUND FLOOR

6

EXISTING OPEN SPACE ON GROUND FLOOR



7

8

EXISTING STORAGE SPACE ON GROUND FLOOR

9

10

11

EXISTING OFFICE SPACE ON GROUND FLOOR



12

13

14

EXISTING STAIRCASE



15

EXISTING STORAGE SPACE ON FIRST FLOOR

16

EXISTING STORAGE SPACE ON FIRST FLOOR

17

EXISTING SHOWER SPACE ON FIRST FLOOR



18

EXISTING W.C.ON FIRST FLOOR



19

SITE PLAN (EXISTING)

SCALE: 1:200

DO NOT SCALE DRAWINGS
ALL DIMENSIONS IN MILLIMETRES

LOCATION PLAN

notes:

Unless otherwise assigned, the copyright of this drawing is reserved by Mhionta (International) Ltd and is issued with the caveat that it is not copied or disclosed to any third party, either wholly or in part, without the written permission of Mhionta (International) Ltd.

Variations and modifications to work shown in this drawing should not be carried out without written permission of Mhionta (International) Ltd, who accept no liability whatsoever for alterations made to this drawing by any third party other than themselves.

All works to comply in every respect with the current Building Standards and Regulations.

All works to comply with the relevant Codes of Practice and British Standards and shall be carried out to the highest standard of craftsmanship by skilled and qualified persons of the respective trades and in accordance with good building practice.

The contractor shall be responsible for making contact with the respective statutory authorities and establish the location of all existing services. The contractor shall ensure compliance with the Local Authority regulations.

All setting out dimensions are to be confirmed prior to the commencement of any associated works, with any discrepancies reported to the architect immediately.
All dimensions are to the structure and exclude any plaster/plasterboard finishes.

Contractor to ensure works is in accordance with the following guidance notes/ regulations, and any other appropriate HSE documentation:

HSG 150: Health and Safety in Construction;
HSG 262: Managing Skin exposure risks at work;
L21: Management of Health and Safety at work Regulations;
L22: Safe use of Work Equipment Regulations;
L81: Design Construction and installation of gas service pipes Regulations.

HEALTH AND SAFETY

THIS PROJECT IS UNDER THE CONSTRUCTION (DESIGN AND MANAGEMENT) REGULATIONS 2015 AND ALL MATTERS APPERTAINING TO HEALTH AND SAFETY TO BE ISSUED TO THE PRINCIPAL DESIGNER AND A COPY RECORDED IN THE HEALTH & SAFETY FILE LOCATED ON SITE AND KEPT BY THE MAIN CONTRACTOR.

THE DESIGN HAS HIGHLIGHTED THE FOLLOWING SPECIAL HAZARDS:

PLANNING

Approval – Please SIGN & DATE.

Signed –

Date –

BILLING | TENDER | CONTRACT | AS BUILT

rev	date	details
-	-	-

client:
ADEYEMI ADELAKUN LTD

project:
PROPOSED DEVELOPMENT TO PROPERTY AT 1A VILLIER STREET, UXBRIDGE. UB8 2PU

drawing title:
PHOTOGRAPHS - SHOWING EXISTING

scale	AS INDICATED
designed	M H I O N T A
drawn	L. B.
checked	S. T.
date	SEPTEMBER 2023

prepared by

Mhionta International Limited.
Space + Design + Development Consultants
tel: +44-7960123181, +44-7784520649
e-mail: mhionta@outlook.com / moskaafadi@hotmail.com

MH_SDDC/UB82PU/221027

sheet no:
P-100A