FRONT ELEVATION

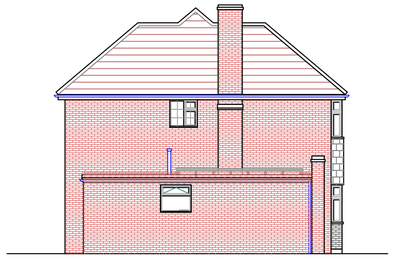

SIDE ELEVATION

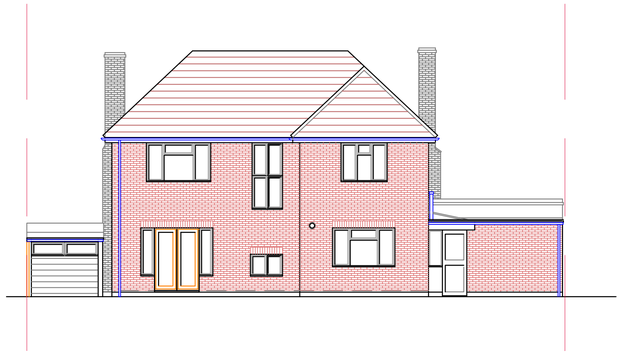

REAR ELEVATION

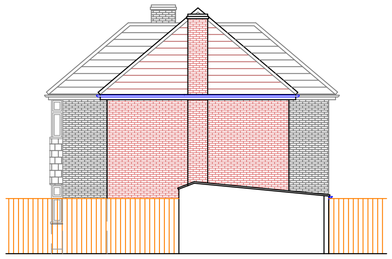

SIDE ELEVATION

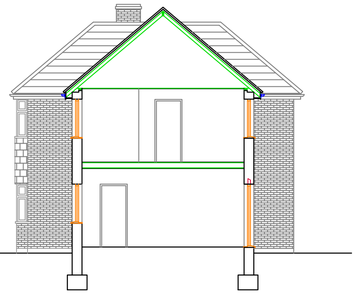

SECTION A–A

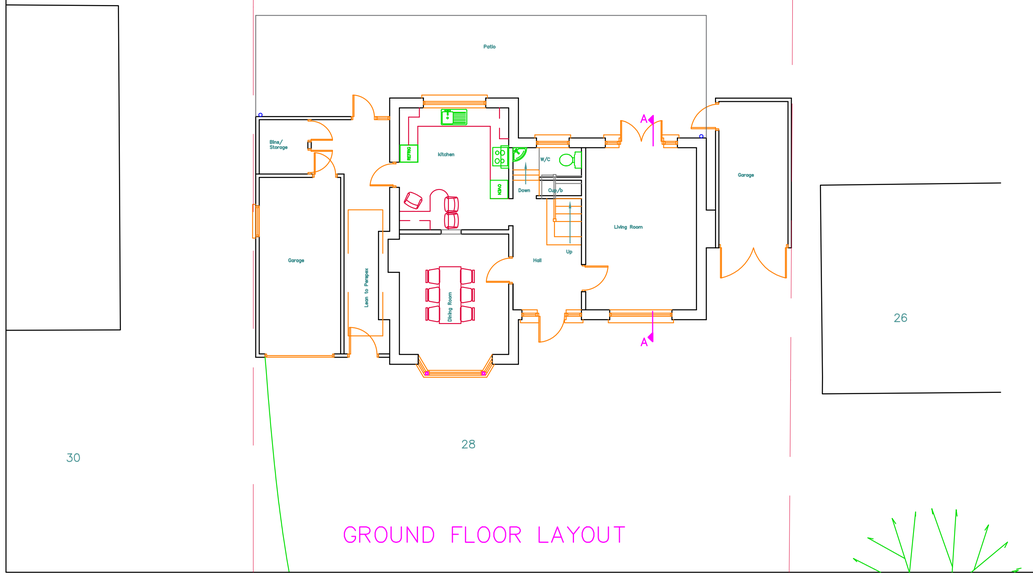

GROUND FLOOR LAYOUT

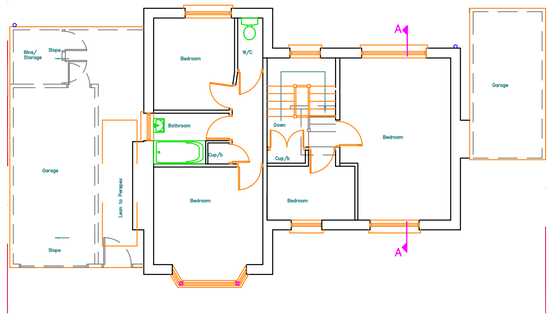

FIRST FLOOR LAYOUT

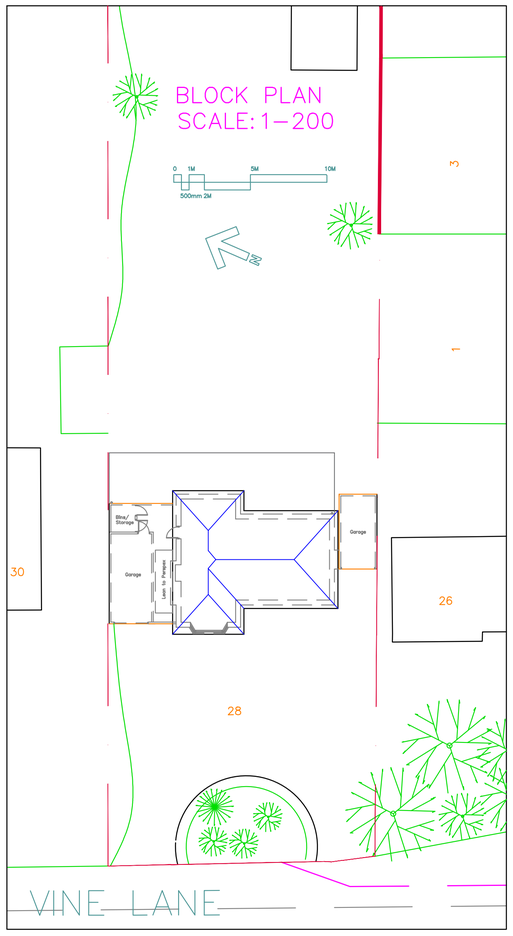

0 1M 5M 10M

500mm 2M

1. Do not scale from this drawing.
2. All dimensions to be checked on site before ordering materials or commencing work.
3. In case of discrepancies in drawings, calculations or details refer to TOWERS ASSOCIATES. for clarification: Unilateral decisions by contractors will not be accepted.
4. For any information not covered by these drawings refer to TOWERS ASSOCIATES. for clarification: Unilateral decisions by contractors will not be accepted.
5. The contractor must ensure that work is being carried out to the latest revisions of all the working drawings.
6. It is the contractors responsibility to inform the local authority before work commences on site, and at all prescribed stages of work. All to the District Surveyors satisfaction.
7. If work commences on site before full plans approval has been given, TOWERS ASSOCIATES accept no responsibility for any additional work or materials that the District Surveyor may require.
8. This drawing and all copies produced there from remain the copyright and property of TOWERS ASSOCIATES it may only be reproduced by TOWERS ASSOCIATES and all copies must be returned to TOWERS ASSOCIATES if demanded.

By using this drawing the user and his or her employer signify their agreement of the above terms and conditions.

REV.	DATE	DESCRIPTION
A	April 2022	Boundary line thickness lowered

JOB 28 Vine Lane
Hillingdon UB10 0BA

TITLE

EXISTING LAYOUT

DRG. No. 3234–02–1 REV. A

SCALE 1:100 | ©Copyright 2020 | DRN. BY JV

DATE OCT 20

CHECKED

DATE

TOWERS ASSOCIATES
Harefield Oil Terminal, Harvil Rd,
Harefield, MIDDX. UB9 6JL.
FAX. 01895 814664
TEL. 01895 812822