PROPOSED FRONT ELEVATION

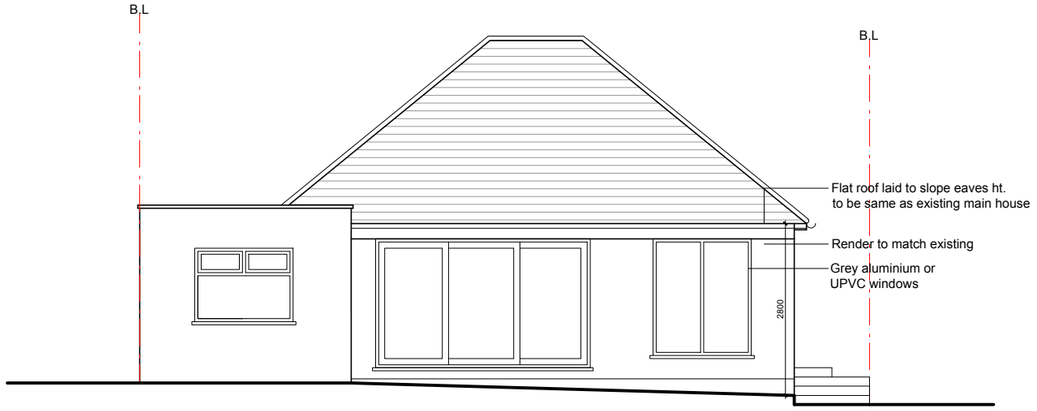

PROPOSED REAR ELEVATION

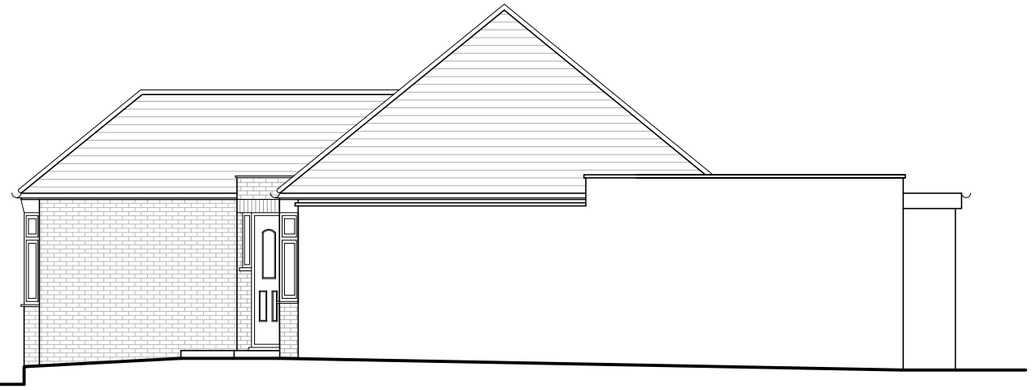

PROPOSED SIDE (RHS) ELEVATION

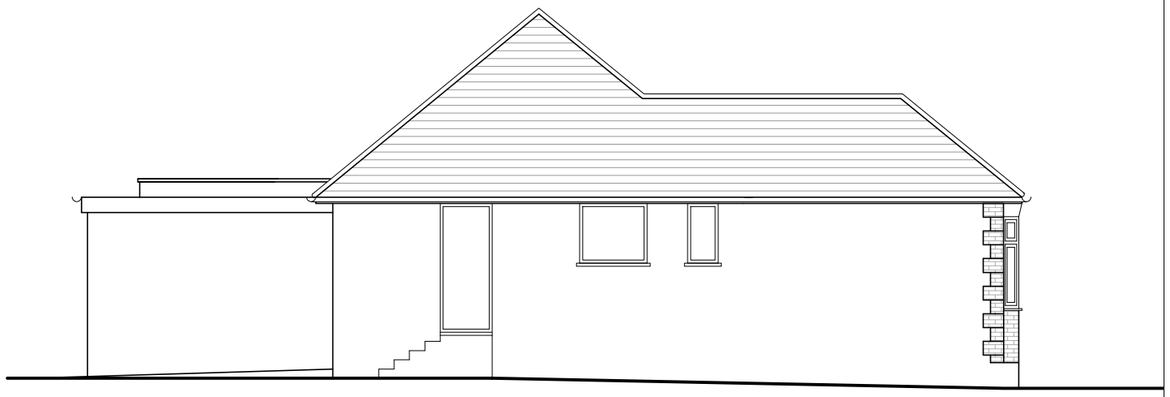

PROPOSED SIDE (LHS) ELEVATION

SCALE (m)

INFORMATION CONTAINED IN THIS DWG IS CONFIDENTIAL AND MAY NOT BE USED FOR ANY OTHER PURPOSE OTHER THAN THAT FOR WHICH THE DWG. WAS SUPPLIED. LA VAASTU MAINTAINS COPYRIGHT OF DWG. AND ACCEPTS NO LIABILITY TO ANY THIRD PARTY RELYING ON INFORMATION CONTAINED IN THE DWG.

CONTRACTORS MUST VERIFY ALL DIMENSIONS ON SITE BEFORE COMMENCING ANY WORK OR SHOP DRAWINGS.
FIGURED DIMENSIONS ARE TO BE USED IN PREFERENCE TO SCALED DIMENSIONS.
IF THIS DRAWING EXCEEDS THE QUANTITIES TAKEN IN ANY WAY THE ARCHITECTURAL DESIGNER IS TO BE INFORMED BEFORE THE WORK IS INITIATED.

NOTES -

Job: 42 HILLSIDE ROAD NORTHWOOD HA6 1QB		
Dwg: PROPOSED ELEVATIONS		Scale: 1:100 on A3
Dwg No: LaVaastu/2021/250/06/Rev A	Date: 06/01/22	Drawn: S

La Vaastu Ltd.
26 Otter Way
West Drayton, UB7 8FA
www.lavaastu.co.uk, 07574165277