







Garage Site, Malmesbury Close Pinner

Schedule of External Materials-

Rev AB(dormer side tiles change to brown) dated 26 July 2023

Facing Bricks to external walls	Wienerberger Tuscan Red Multi Work Size (mm) 215 x 102.5 x 65	
Soldier Course over windows and external doors	Wienerberger Tuscan Red Multi Work Size (mm) 215 x 102.5 x 65	
Roof Tiles	Marley Mendip interlocking roof tile Smooth brown	
Window Sills	Supreme Concrete window sill tapered design with smooth finish	
Dormer cheeks and front	Marley Concrete Plain Roof Tiles Smooth brown 267mm x 168mm	
Roof Guttering Rainwater Down pipes	128mm 88mm PVCu Ogee Gutter Black 68mm diameter Black Round PVCu Downpipe	 
Flat Dormer Roof	Grey GRP roof	

<p>Windows</p>	<p>Grey double glazed UPVc Fully Sculptured "energy PLUS" window system, Lead Free. Internally glazed 28mm units. Argon Filled. of BFRC energy rating "A" " with Trident locking system as standard Low line patented gaskets Glass U value-1.2 Total U value-1.5 Low solar E coating</p>	
<p>External Door</p>	<p>Slate grey composite door and frame Slate grey on the inside. White frame. Wood grain effect on door Opens inwards 825mm width x 2095mm in height 3 point multi locking mechanism.</p>	

Bi Fold Doors	<p>Aluminium Bi Fold Doors</p> <p>88mm outer frame sight line.</p> <p>28mm Toughened Argon Filled Glass.</p> <p>High security shoot bolt locking system locates into concealed track.</p> <p>Glass U value-1.2</p> <p>Total U value-1.5</p> <p>Low solar E coating</p>	 A photograph showing a modern interior space. In the foreground, there is a red and white pod-style chair. To the right, a large, dark-framed bi-fold door is open, revealing a paved patio area outside. The door has a multi-paned design with dark frames. The interior wall is white, and a small light fixture is visible on the wall to the left of the door.
----------------------	--	--