NOTES
1. All dimensions are to be checked on site prior to the commencement of work and any discrepancy is to be reported to the construction manager before construction.

2. All work is to comply with current Building Regulations and allied legislation.

3. All contractors and sub-contractors must ensure that they have the latest issue of this drawing and details before the commencement of work on site.

4. All materials are to be used and installed in strict compliance with the relevant manufacturers instructions and recommendations.

5. All works on site, managed and implemented as a result of the designs indicated on this drawing, are to be given full consideration for compliance with the Health and Safety CDM Regulations in respect of design and implementation on site and no works are to be undertaken if it is considered that compliance with the Building Regulations cannot be achieved.

6. All dimensions shown in millimetres.

7. Footprint of buildings shown at10m above ground level.

© Copyright Dusek Design Associates Ltd

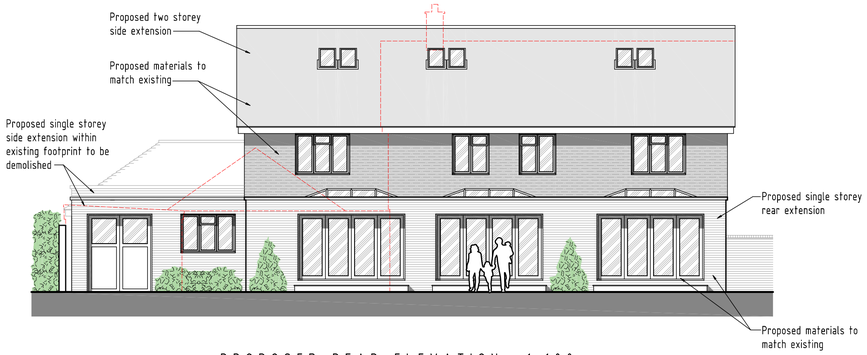

PROPOSED REAR ELEVATION - 1:100

PROPOSED SIDE ELEVATION - 1:100

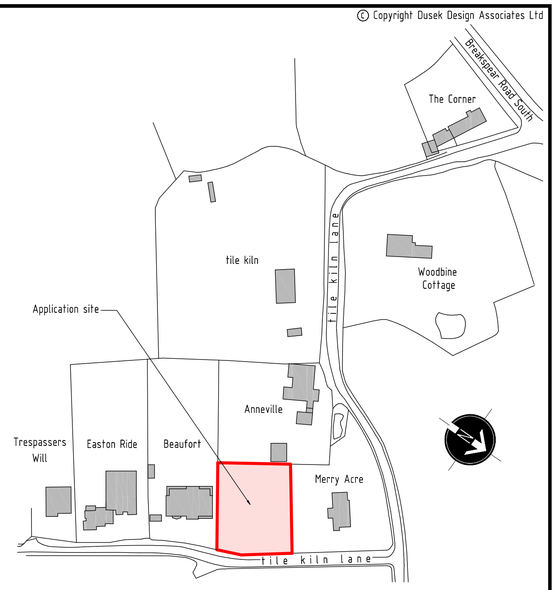

LOCATION PLAN - 1:1250

1:1250 SCALE BAR (m)

0 25 50 75 100 125

PROPOSED FRONT ELEVATION - 1:100

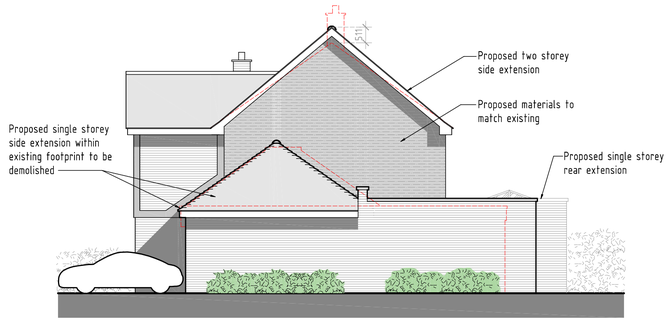

PROPOSED SIDE ELEVATION - 1:100

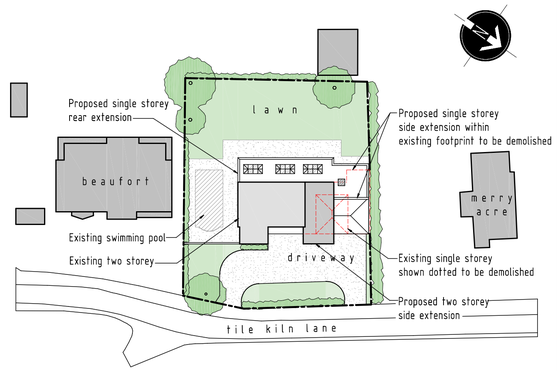

SITE LAYOUT PLAN - 1:500

1:500 SCALE BAR (m)

0 10 20 30 40 50

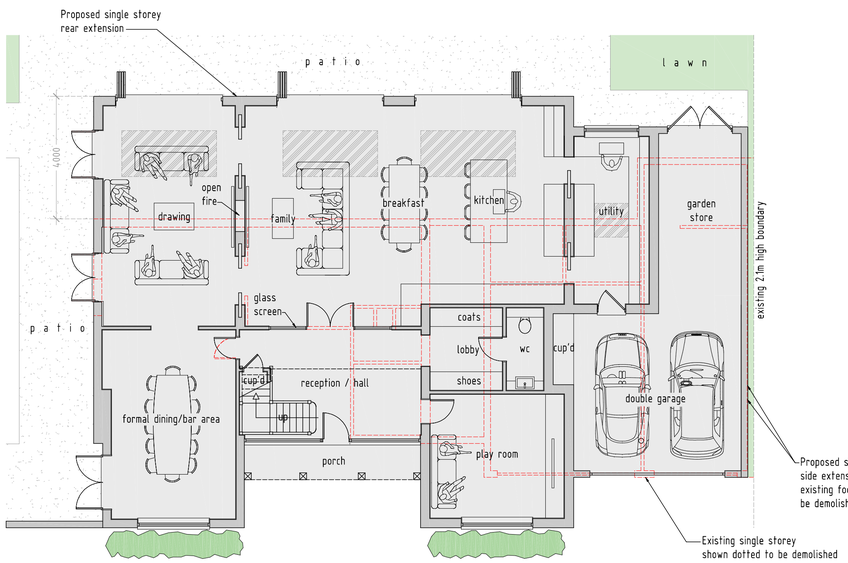

PROPOSED GROUND FLOOR PLAN - 1:100

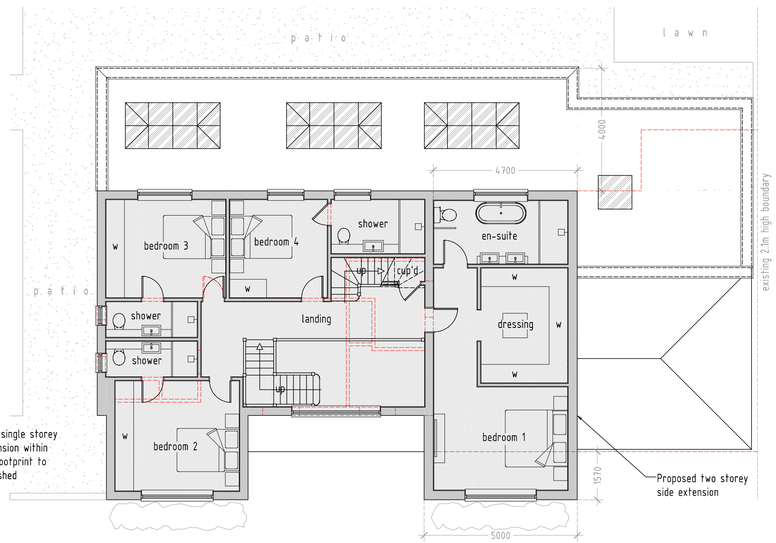

PROPOSED FIRST FLOOR PLAN - 1:100

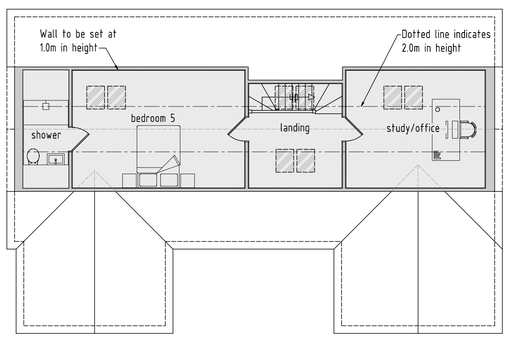

PROPOSED ROOF AREA PLAN - 1:100

1:100 SCALE BAR (m)

0 2 4 6 8 10

rev:	date:	description:	
scale: 1 : 100	A1	date:	06 / 01 / 20
drawing no:	1334 / P / 2	drawn:	FJ

drawing: PROPOSED FLOOR PLANS, ELEVATIONS, SITE PLAN & LOCATION PLAN

project: LAND AT SILVER BIRCHES, TILE KILN LANE, HAREFIELD, UB9 6LU

client: MR P. WILLMOTT

DUSEK DESIGN ASSOCIATES LTD
ARCHITECTURE + PLANNING

01895 831 103
info@dusek.co.uk
www.dusek.co.uk

print history: Monday, 2 March, 2020 11:10:05

S:\DUSEK\DWG\1335-1350\1335a SILVER BIRCHES\P\1335a_P-1 (3).dwg