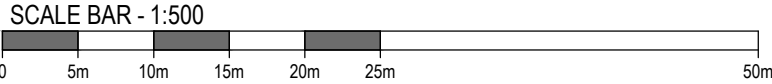
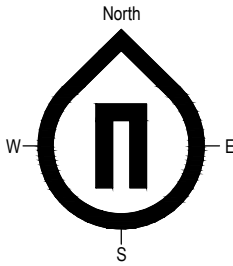
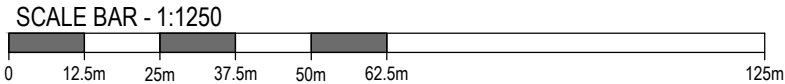
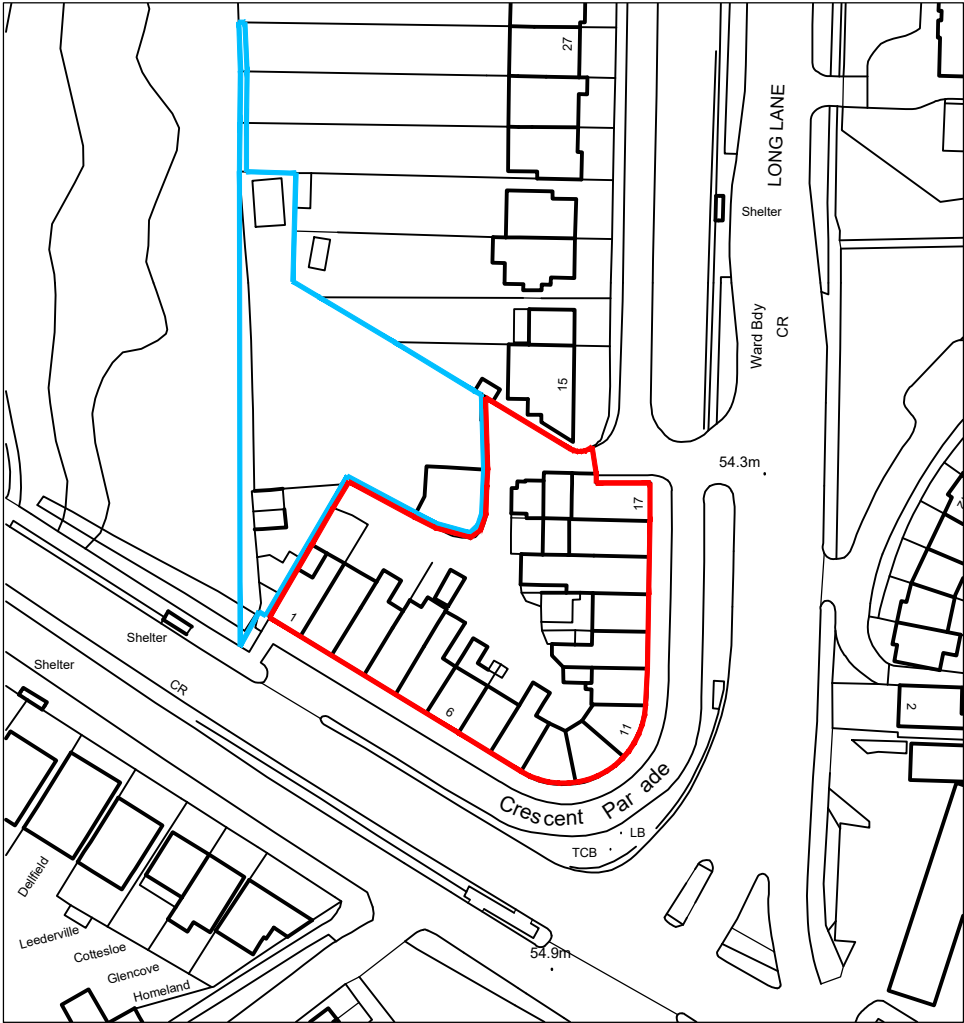


BLOCK PLAN (1:500)



LOCATION PLAN (1:1250)



NOTES
Do not scale from this drawing. Only figured dimensions are to be taken from this drawing.
Contractor must verify all dimensions on site before commencing any work or shop drawings.
Report any discrepancies to the architect before commencing work. If this drawing exceeds the
quantities taken in any way the architects are to be informed before the work is initiated. Work within
the Construction (Design & Management) Regulations 2015 is not to start until a Health and Safety
Plan has been produced. This drawing is copyright and must not be reproduced without consent of
NW Architects Limited.

DRAWING STATUS/TYPE KEY
F Feasibility SK Sketch L Landscape C Construction
P Planning M Marketing S Survey AB As Built
T Tender TNT Tenant OS Ordnance Survey

REV	DESCRIPTION	DRAWN	DATE	CHECKED	DATE
REVISIONS					

NW-ARCHITECTS
27 York Place · Leeds · LS1 2EY
leeds@nw-architects.co.uk · Tel: 0113 880 0510 · Fax: 0113 880 0511
www.nw-architects.co.uk

CLIENT
Highgrade Properties Limited

PROJECT
Residential Development
Crescent Parade, Hillingdon

DRAWING TITLE
Existing
Location & Block Plan

Scale	Drawn By RAP	Date Drawn 06-02-20
1:1250, 1:500 @ A3	Checked By NW	Date Checked 06-02-20

Drawing No.
19037-S100

Revision
-