THIS IS A CAD DRAWING - HAND AMENDMENTS SHOULD BE CARRIED OUT IN ACCORDANCE WITH Q.A. PROCEDURES

PLANNING DRAWING

COPYRIGHT ©

Details of this drawing are the copyright of TPP Services and must not be reproduced or copied without prior written consent. Any errors or omissions are to be reported to the contractor and Architect immediately. All proposed road and junction alterations subject are to highways engineers detailed design. Removal of any existing tree and landscaped areas subject negotiations with Local Authority Planning dept. and other statutory controls. All drawings to be read in conjunction with structural engineers drawings and all related Architects and consultant drawings and other relevant design information. Where doubt arises, seek clarification

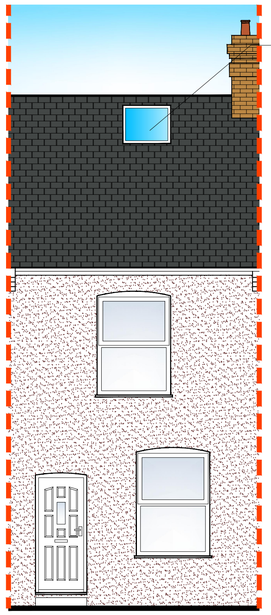

Velux roof light 7801x980 model MK04 GGL (Client to confirm)

PROPOSED FRONT ELEVATION

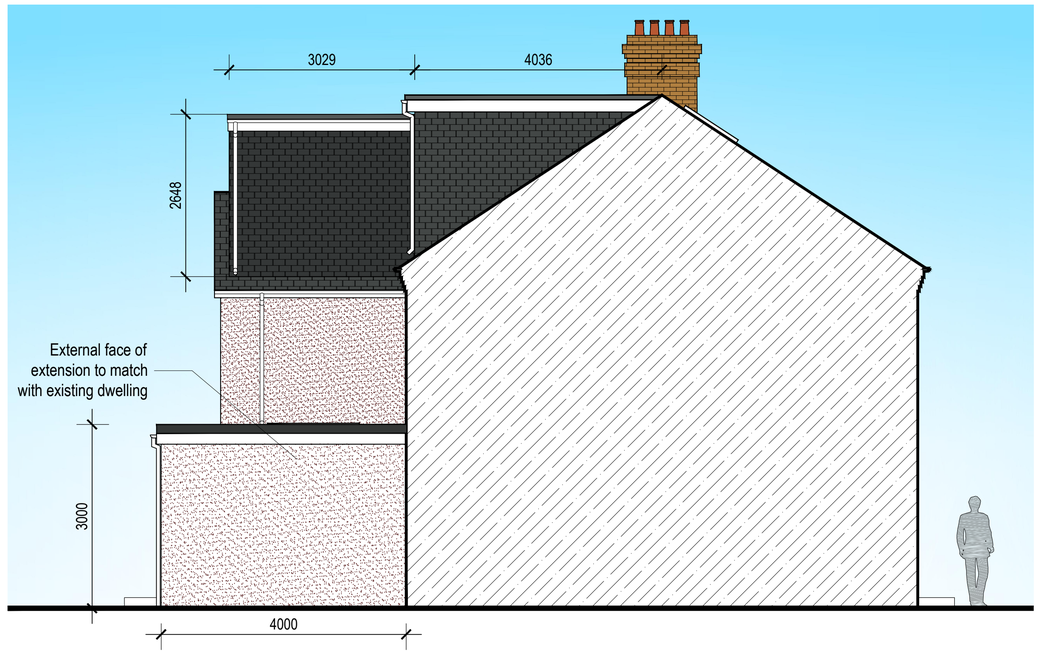

PROPOSED SIDE ELEVATION

VOLUME CALCULATIONS

Rear Dormer: (4.036m x 2.648m x 4.093m) / 2 = 21.87 m³
(2.114m x 1.387m x 3.029m) / 2 = 4.44 m³
2.114m x 1.261m x 3.029m = 8.07 m³
TOTAL: 19.39 m³ + 4.44 m³ + 8.07 m³ = **34.38 m³**

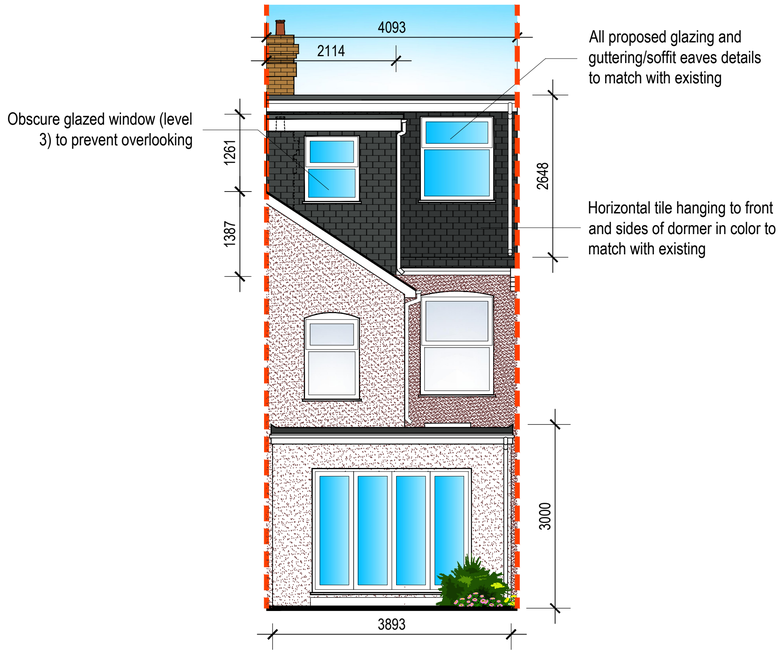

PROPOSED REAR ELEVATION

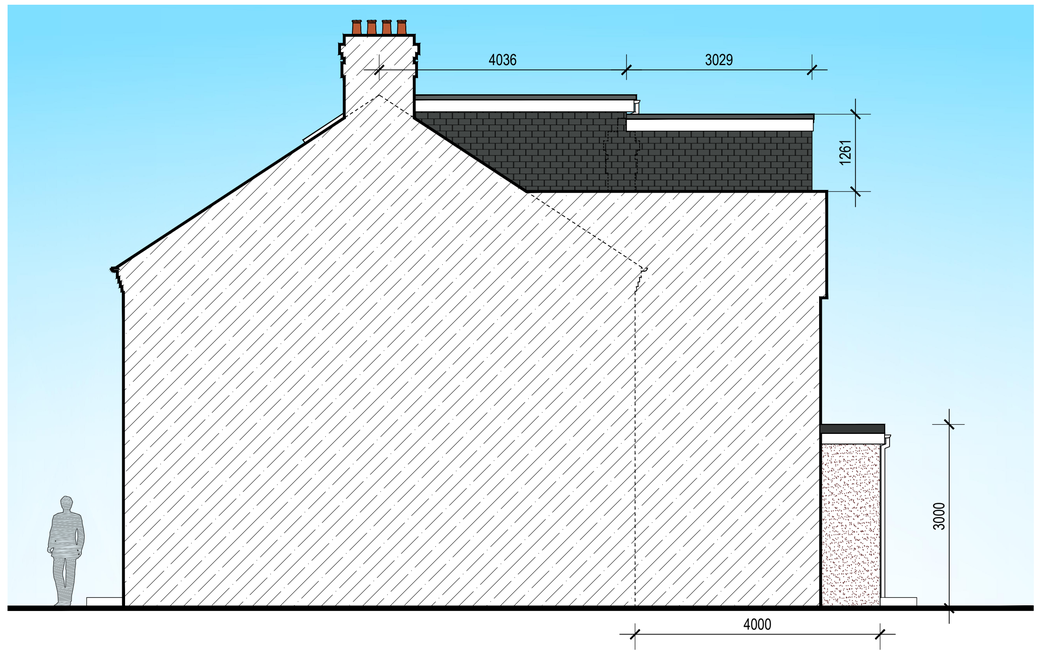

PROPOSED SIDE ELEVATION

A1
ORIGINAL
PLOT SIZE

SCALE 1:50 (METRES)

Rev.	Description

Purpose of issue | Date

PROPERTY PLANNER

TPP LTD

Project
16 Nellgrove Road,
Uxbridge,
UB10 0SX

Title
House Conversion into flats

Original Scale	Drawn	Checked
1:50	JSL	JSL
	Date JAN 23	Date

Drawing Number
TPP20200122-04

Rev