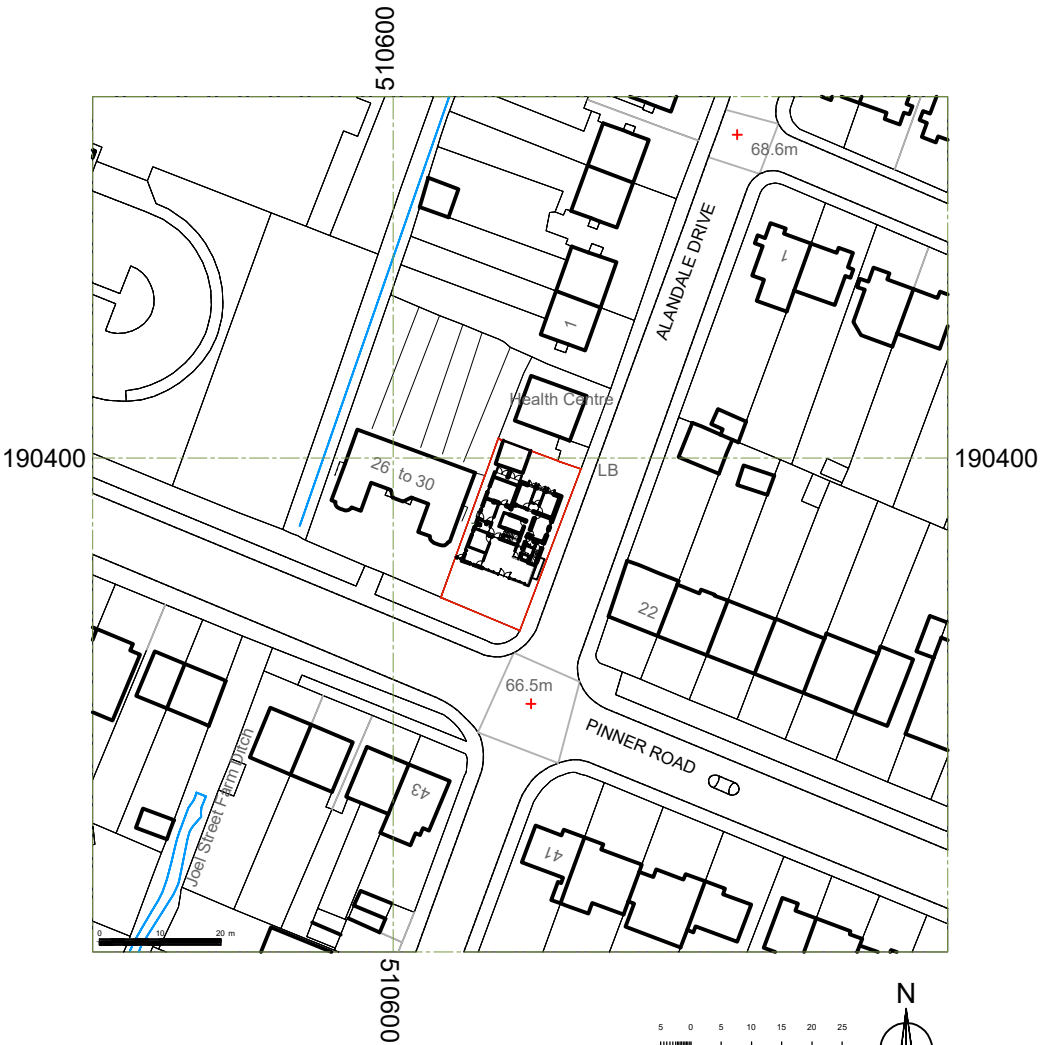

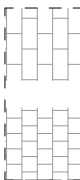


SITE PLAN
1:200 @A3



LOCATION PLAN
1:2500 @A3



900x450mm and 450mm
square Ivory Stone Effect
Porcelain Paving

NOTE

THIS DRAWING IS TO BE READ IN CONJUNCTION WITH ALL OTHER RELEVANT DRAWINGS AND SPECIFICATIONS

THIS DRAWING HAS BEEN PREPARED FOR IDENTIFICATION PURPOSES ONLY. VERIFICATION OF DRAWN INFORMATION TO BE CARRIED OUT BY CONTRACTOR PRIOR TO OTHER USE.

REVISION	DATE
----------	------

Eveleigh Designs

38 Northwood Road
London, N6 5TP

rupert@eveleighdesigns.co.uk
jocelyn@eveleighdesigns.co.uk
tel 07722 830254

project	no
24 PINNERS ROAD.	25/15
NORTHWOOD HA61QP	

drawing	no
PROPOSED LOCATION & SITE PLANS	GA 01

scale	date	drawn	checked
1:2500 & 1:200 @A3	19.06.25	RE	

PLANNING