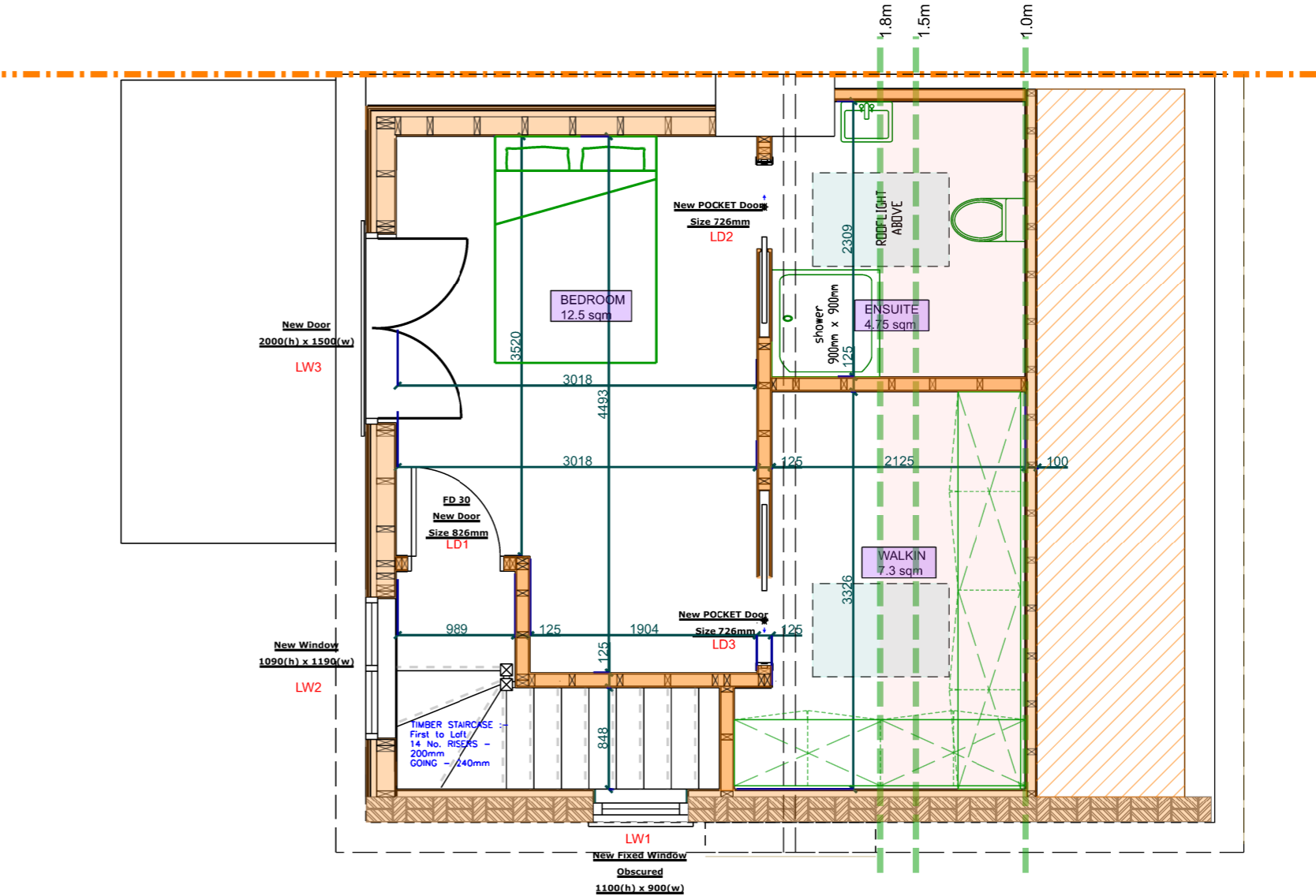
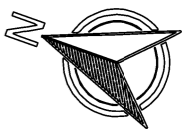
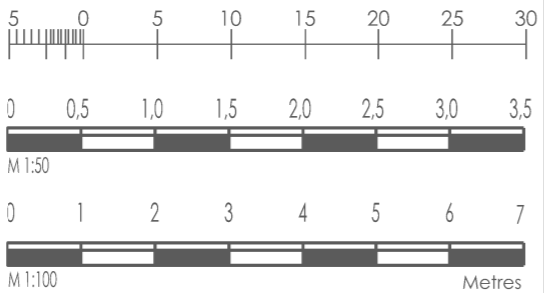


Existing Loft Plan 1:100



Proposed Loft Floor Plan 1:50

DESCRIPTION:	REV NO:	DATE:	INITIAL:



All dimensions and levels must be checked and verified on site by contractor, specialist, manufacturer prior to commencement of work and discrepancies must be reported to us in writing before proceeding.

The design, materials, specification are copyright protected and must not be copied or transmitted without our prior written permission. Copyright infringements shall be legally enforced and pursued.

Client is responsible for all aspects relating to CDM Regulations.

Works should not commence before a 'Building Control' approval is received. Client bears full responsibility for alterations due to commencement of works prior to approval. This drawing is intended to illustrate the proposal only and cannot be used for construction purposes without further information.

All drawings to be read in conjunction with engineers drawings, notes and calcs. If there are any structural queries please contact Structural Engineer directly.

GRAFESO
42 Leeside, Barnet, Herts, EN5 2PG
hm@grafeso.com
m: 07472534445
t: 02084415324
www.grafeso.com

Preliminary

LDC

Construction

DRAWING TITLE: Existing & Proposed Loft Plan			
SITE: 101 Castle Ave, West Drayton, Uxbridge, UB7 8LQ		DRAWING NUMBER: 774_LDC(0)004	
CLIENT: Mr Fred Buch		CHECKED BY: HM	DATE: 23.07.2023
SCALE: 1:100 1:50	Rev.	DRAWN BY HM	SHEET A3