

**London Borough of Hillingdon
Platinum Jubilee Leisure Centre
Parking Management Strategy**

Contents

INTRODUCTION	3
1. BACKGROUND	3
2. SITE LOCATION	3
3. PLANNING HISTORY	4
4. PARKING PROVISION.....	5
4.1 PARKING ALLOCATION ARRANGEMENT	5
4.2 ON-SITE PARKING MANAGEMENT.....	6
4.3 CONTROLLED PARKING ZONE (CPZ).....	7
5. CYCLE PARKING PROVISION.....	8

INTRODUCTION

1.BACKGROUND

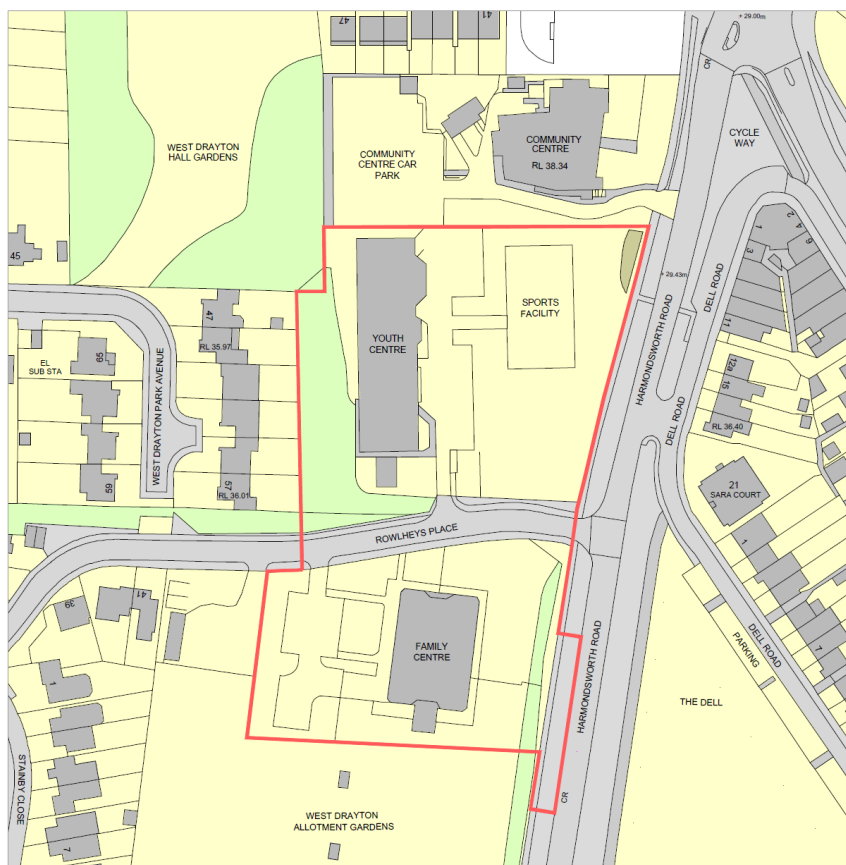
This document was prepared to provide details of the proposed parking management and allocation arrangement for Platinum Jubilee Leisure Centre located within the London Borough of Hillingdon.

Planning condition 14

Application ref.: 75127/APP/2023/1646

2.SITE LOCATION

The site is located in the LB Hillingdon's West Drayton Ward, to the west of Harmondsworth Road and bisected by Rowleheys Place. The Leisure Centre building occupying the north part of the site and the proposed surface car park the south.



The site location plan

3.PLANNING HISTORY

Original planning approval was granted 27-04-2020 (ref.:75127/APP/2019/3221)

Section 96a approved 18-02-2021 (ref.: 75127/APP/2021/546)

Section 96a approved 14-04-2022 (ref.:75127/APP/2022/115)

Section 73 approved 05-09-2022 (ref.: 75127/APP/2022/2395)

Section 96a approved 30-03-2023 (ref.: 75127/APP/2023/956)

Section 73 approved 18-03-2024 (ref.: 75127/APP/2023/1646)

Condition 14 - The development hereby approved shall not be occupied until details of the parking management and allocation arrangements have been submitted to and approved in writing by the Local Planning Authority; and the development shall not be occupied until the approved arrangements have been implemented.

4. PARKING PROVISION

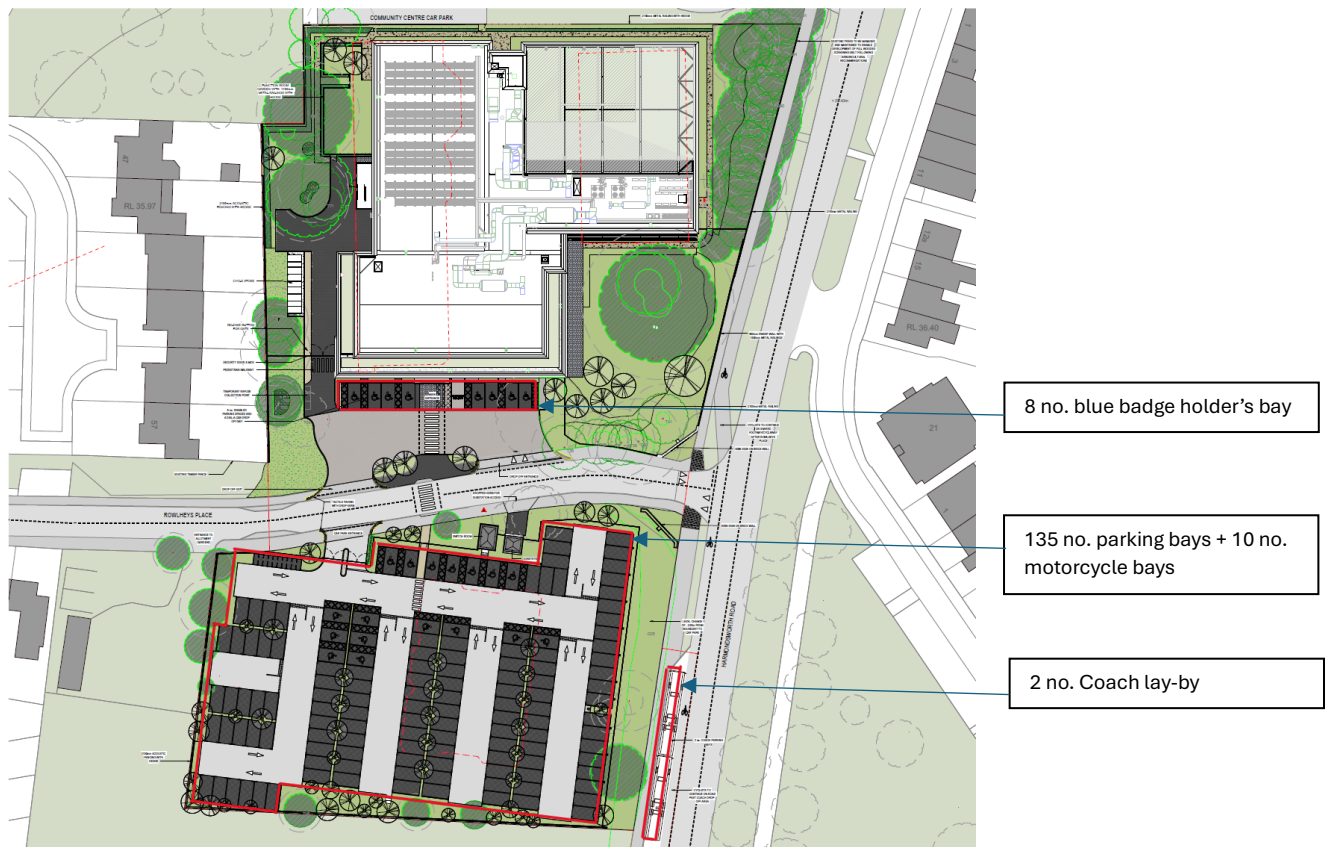
4.1 PARKING ALLOCATION ARRANGEMENT

A total of 143 car parking spaces is provided to the visitors and staff including 25 blue badge holder's space. 8 no. of these are located directly in front of the building and 17 no. in the car park. There is a dedicated dial-a-ride / taxi drop-off-pick-up bay at the main entrance. 10 no. spaces are provided for solo motorcycles.

There are 2 no. lay by bays provided for coaches along Harmondsworth Road on the north-bound side. Access to the car park and the building forecourt is from Rowlheys Place. The parking arrangement has been developed in accordance with the following document prepared by the transport consultant i-Transport:

ITB14708-003B Travel Plan Statement

ITB14708-005 R Transport Statement Full



Proposed site plan

4.2 ON-SITE PARKING MANAGEMENT

The car park is accessible via 2 pairs of opening gates. These will allow the car park to be closed, and the gates will be operated manually by a member of staff.

A height restrictor will prevent access for commercial vehicles.

The car park will be available to the public as pay and display and Enforcement of the car park will be managed by the Council.

Payment kiosks will be installed within the car park. The operator of the Leisure Centre will be responsible for these.

Blue badge holder's bays will be clearly marked.

Customers with health and fitness monthly direct debit membership will be entitled to purchase a permit that will allow them to park for free.

Car park opening times:

In accordance with Planning Condition 21 (Application Ref: 75127/APP/2023/1646) the Leisure Centre will only be open to the public between the hours of 06:00 and 22:00 hours and members of staff until 23:00 on any day.

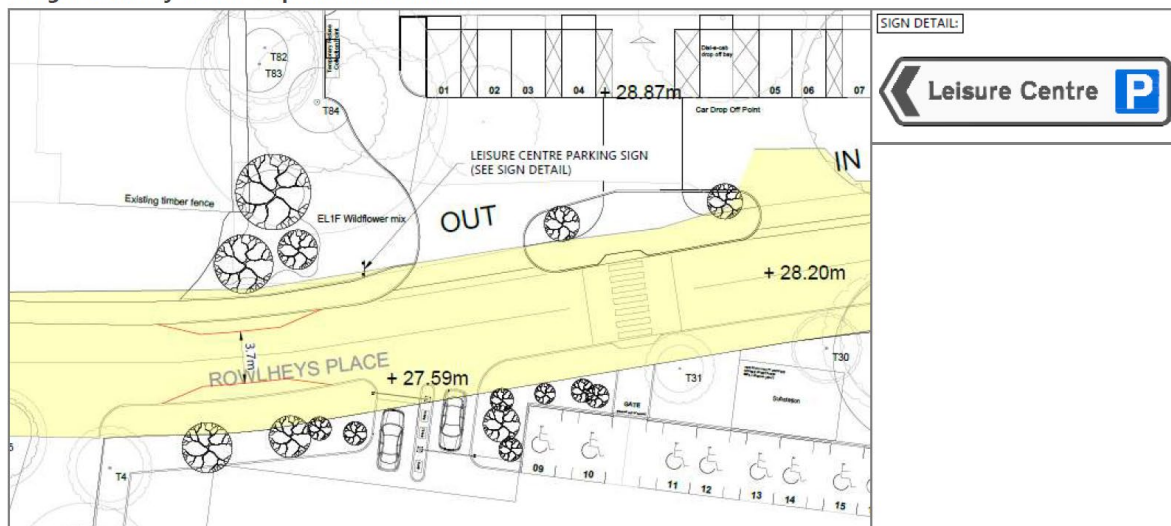
To facilitate this the car park is intended to be open during the following intervals:

Monday to Sunday 5:30am to 23:30pm

Signage:

To aid wayfinding to motorists and to avoid unintentional vehicle movement further down Rowlheys Place, a directional signage will be installed as detailed in the Transport Statement:

Image: Rowlheys Place Improvement Scheme



Enforcement:

The London Borough of Hillingdon will be enforcing compliance with conditions of parking and collecting penalty fee is necessary.

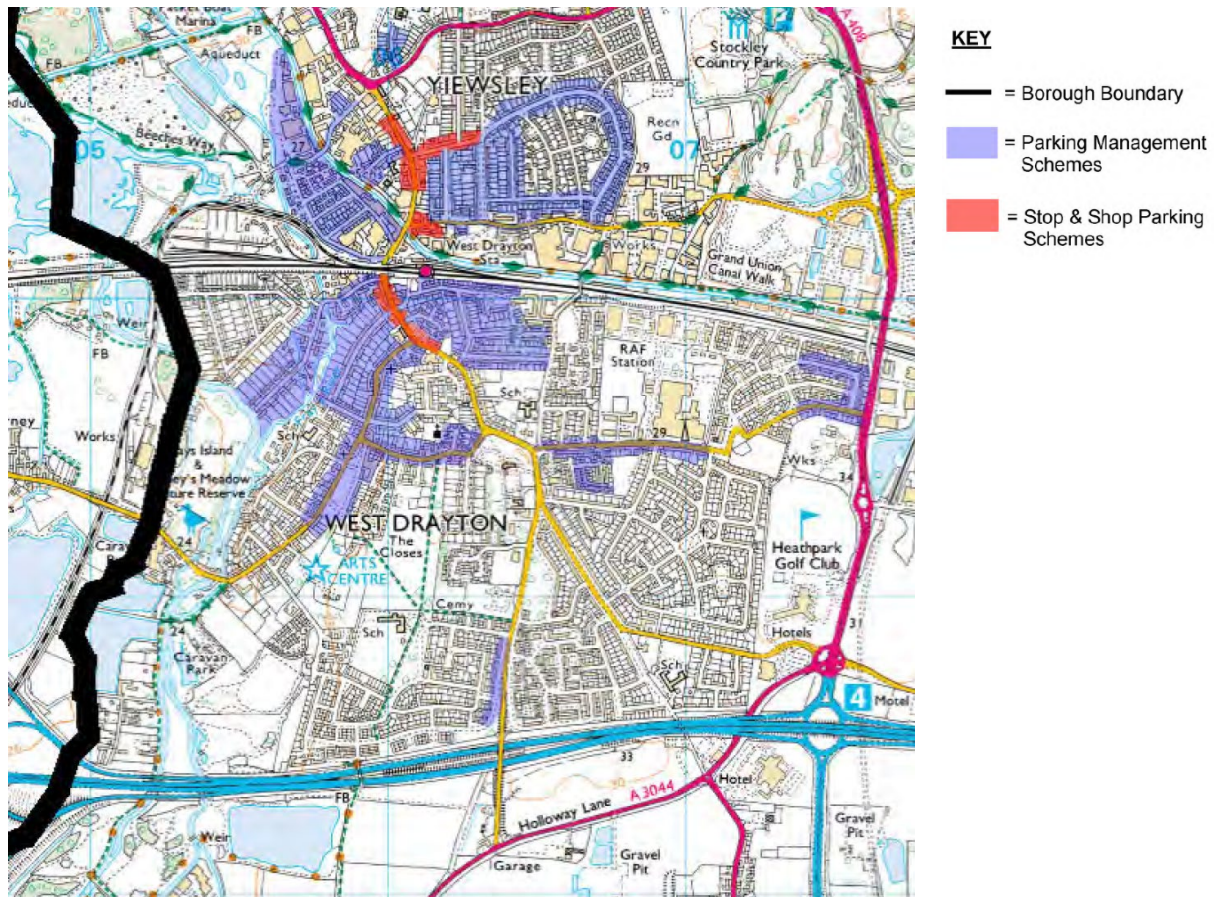
EV Charging:

EV charging points will be installed in the car park. Charging will be managed and billed via third party subscription.

4.3 CONTROLLED PARKING ZONE (CPZ)

There is no CPZ currently on Rowlheys Place.

Residents have the option to apply for a CPZ to be implemented.



5. CYCLE PARKING PROVISION

The proposed cycle parking facilities have been designed following principles that adhere to best practices and guidance, including the London Cycle Design Standards (LCDS).

Cycle parking provision has been detailed to comply with Planning condition 35

(ref.: 75127/APP/2023/1646)

- 19 no. long-stay cycle spaces. These are provided in the covered cycle storage shed to the west of the main building protected by the fence line and accessible via pedestrian gates. Members of staff and customers with membership will have access to the area. Gate access will be managed with fob/swipe card control.
- 58 no. short-stay cycle spaces will be provided at the front of the building under the colonnade as 29 Sheffield stands. This location benefits from proximity to the main entrance and continuous passive surveillance from the building and being protected from direct rainfall.

