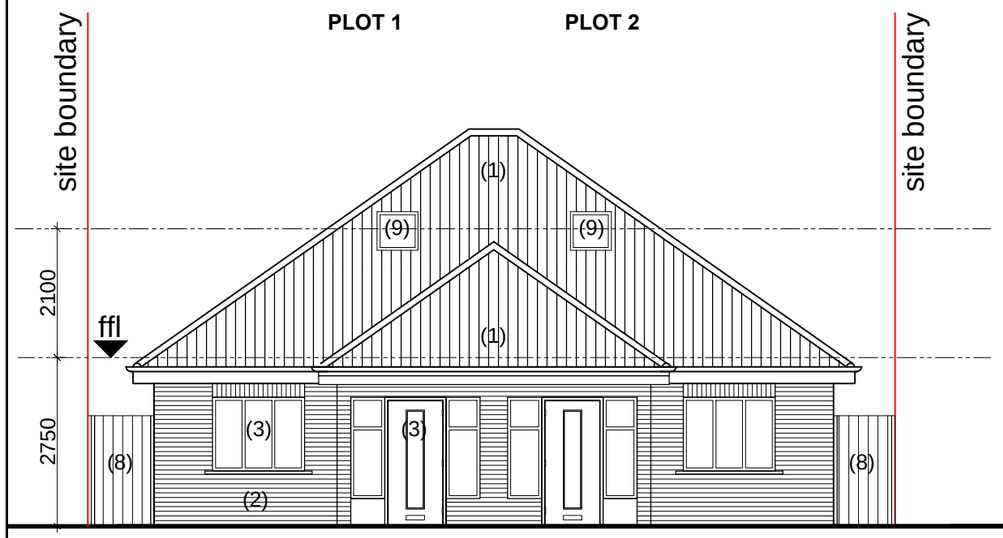

EAST FACING (FRONT) ELEVATION

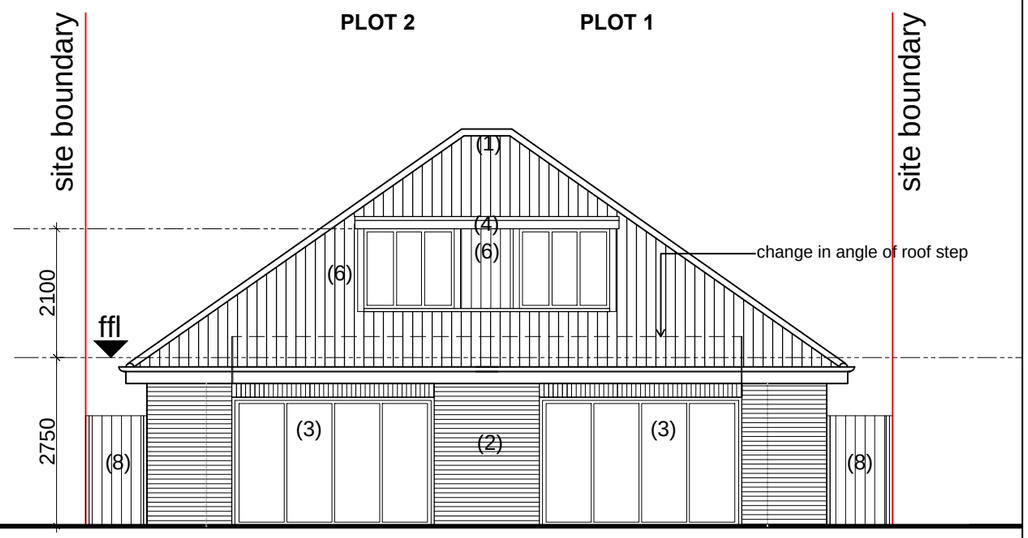

WEST FACING (FRONT) ELEVATION

MATERIALS KEY:
(1) Plain Tiles
(2) Fairface brickwork /Soldier course over doors & windows as shown.
(3) PPC Aluminum door / windows
(4) Liquid membrane roof
(5) Dormer with ppc aluminum window
(6) Plain tiles to dormer sides
(7) High level window ppc aluminum
(8) 1.8m high close board timber fence and gate
(9) Velfac rooflight

Note: Metal hoop top 1m high railings top frontage not shown.

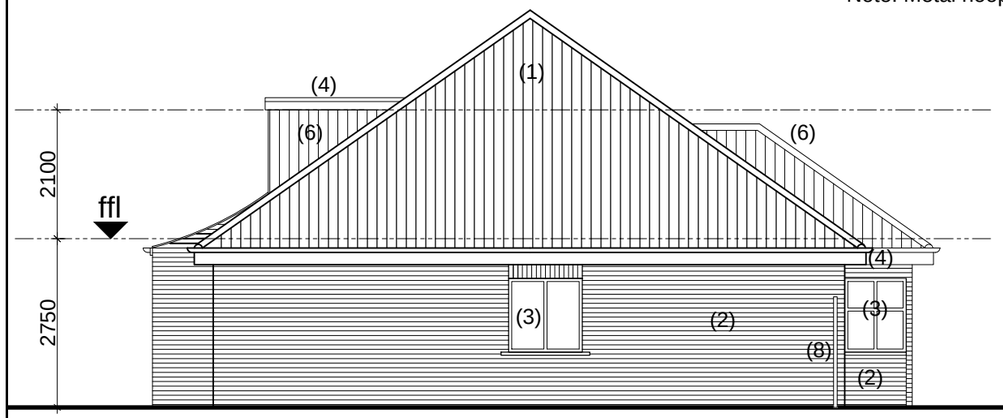

SOUTH FACING (SIDE) ELEVATION

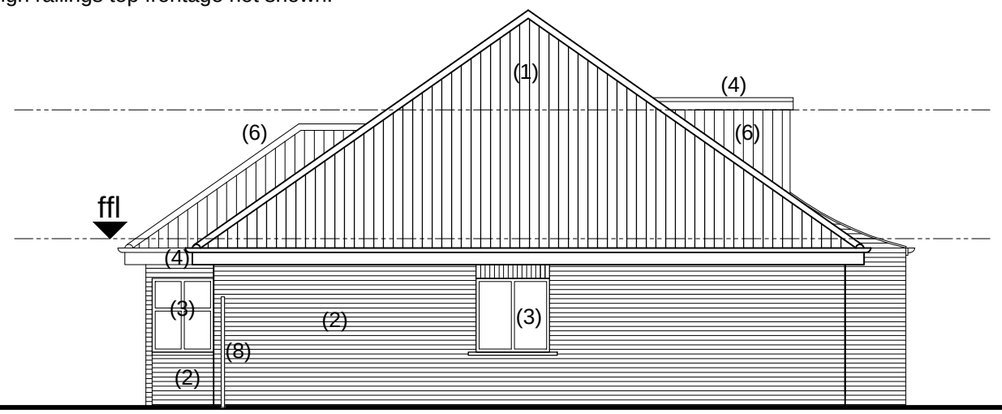

NORTH FACING (SIDE) ELEVATION

0 5 10
Scale 1:100

NOTES

The Contractor must verify all dimensions at the site before setting out, commencing work, or making any shop drawings. Any discrepancies must be reported to the Contract Administrator before proceeding.

DO NOT SCALE FROM THIS DRAWING

Rev	Revision notes	Initials	Date
A	Front dormer removed, rear dormer changed to flat roof, and wc window moved.	db	14-01-20

HILLINGDON
LONDON
RESIDENTS SERVICES, CAPTIAL PROGRAMME AND PLANNED WORKS
2E/10, CIVIC CENTRE, UXBRIDGE, MIDDLESEX, UB8 1UW
Tel: 01895 250 111
Fax: 01895 277 224

PROJECT
LAND ADJACENT 1 POPULAR AVENUE
WEST DRAYTON, UXBRIDGE
UB7 8LF

DESCRIPTION
PROPOSED ELEVATIONS

SCALE	DRAWN BY	CHECKED BY	DATE
1:100 @ A3	ST	SV	15/09/18

DRAWING No. 2019/D290/P/05

REV. A